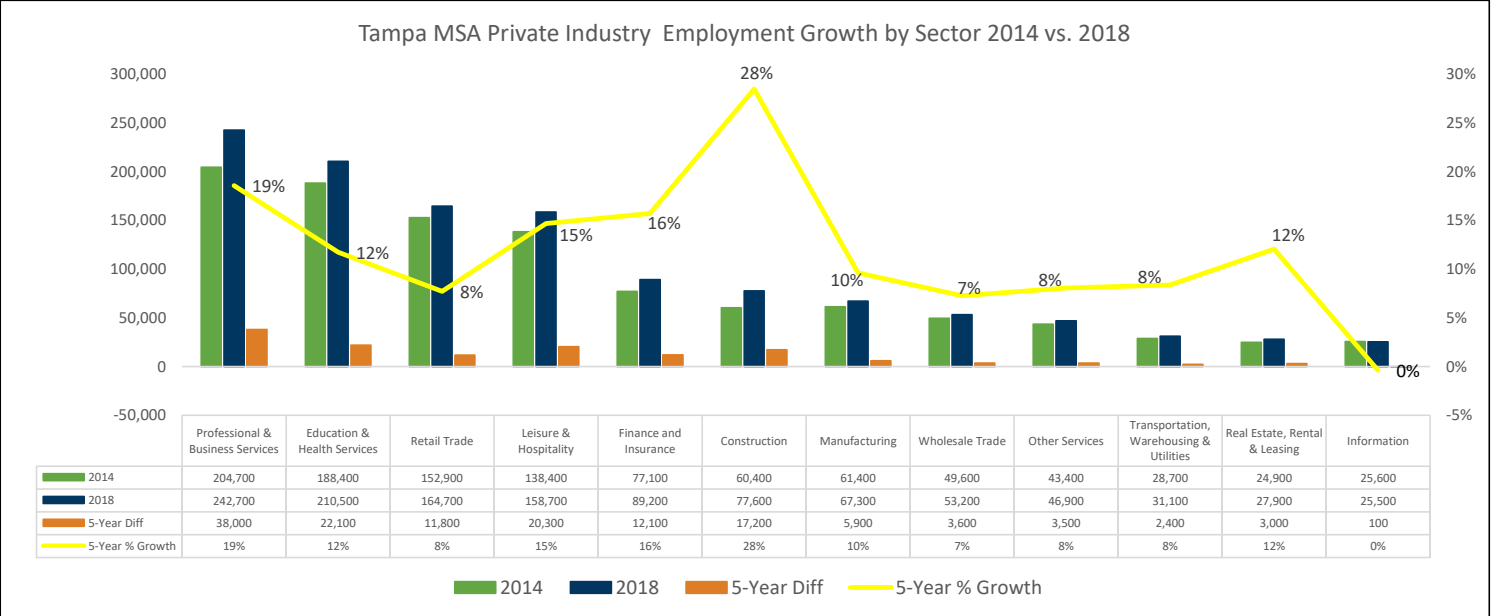
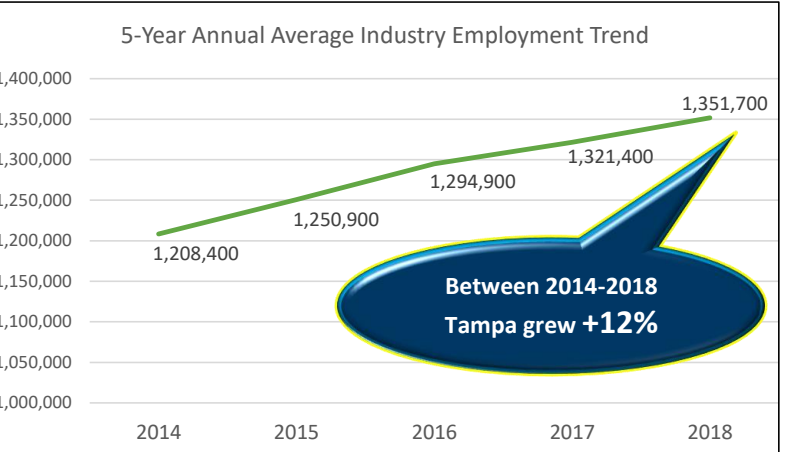
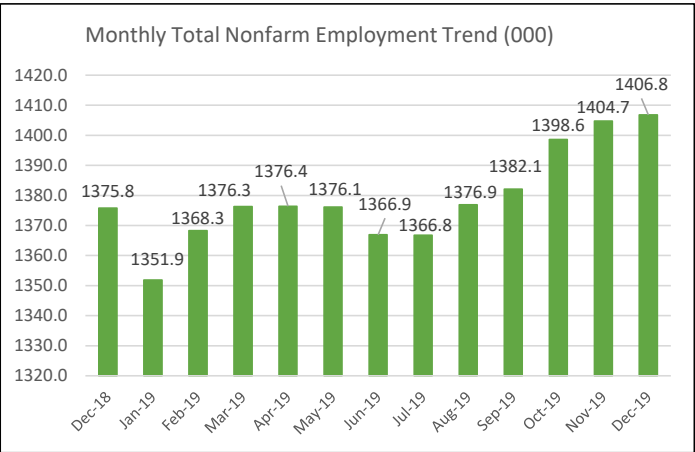
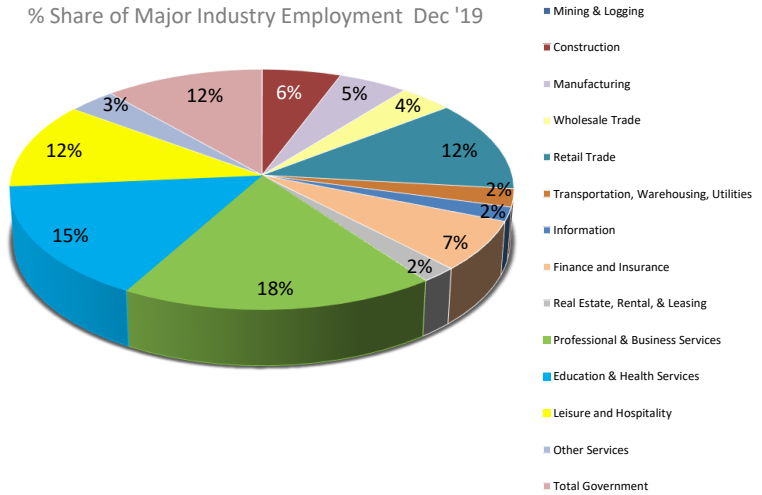


In December 2019, Tampa was among the top metro areas in the state of Florida with the largest job gains with 31,000 new jobs. The top industries gaining the most jobs over the year were professional and business services (7,500), construction (6,700) and education and health services (5,800). Professional and business services and education and health services account for 33% of the major industry share. Between 2014-2018 total nonfarm employment grew +12%, with the construction industry indicating the most growth of 28%.

TAMPA MSA MAJOR INDUSTRY EMPLOYMENT			
	Dec-18	Dec-19	% Chg
Mining & Logging	300	300	0.0%
Construction	77,700	84,400	8.6%
Manufacturing	68,500	70,200	2.5%
Wholesale Trade	53,200	53,600	0.8%
Retail Trade	169,000	169,400	0.2%
Transportation, Warehousing, Utilities	33,300	34,600	3.9%
Information	26,000	25,500	-1.9%
Finance and Insurance	92,700	93,400	0.8%
Real Estate, Rental, & Leasing	28,600	29,200	2.1%
Professional & Business Services	249,900	257,400	3.0%
Education & Health Services	212,600	218,400	2.7%
Leisure and Hospitality	159,600	164,000	2.8%
Other Services	46,800	48,500	3.6%
Total Government	157,600	157,900	0.2%
<b>Total Jobs</b>	<b>1,375,800</b>	<b>1,406,800</b>	<b>2.3%</b>



Source: U.S. Bureau of Labor Statistics/Florida DEO Not Seasonally Adjusted and subject to change