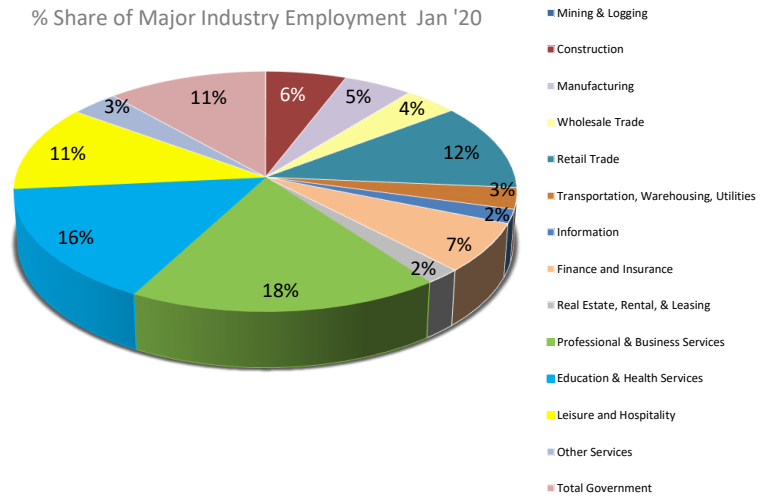


In January 2020, Tampa was among the top metro areas in the state of Florida with the largest job gains with 36,400 new jobs. The top industries gaining the most jobs over the year were education and health services (10,700), professional and business services (8,300), and construction (3,300). Professional and business services and education and health services account for 34% of the major industry share. Between 2015-2019 total nonfarm employment grew +11% adding 133,800 new jobs, with construction and transportation, warehousing and utilities indicating the most growth of 26%.

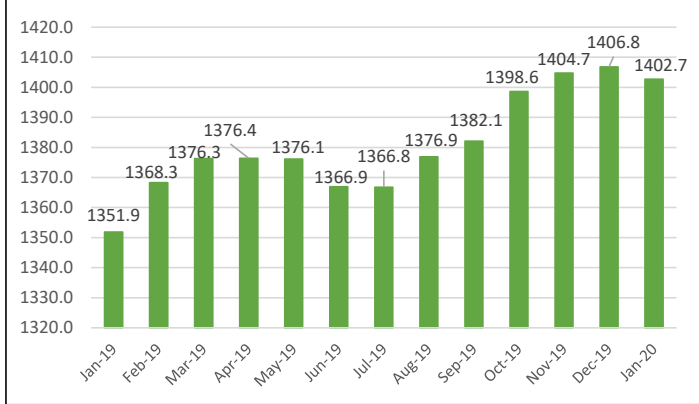
**TAMPA MSA MAJOR INDUSTRY EMPLOYMENT**

	Jan-19	Jan-20	% Chg
Mining & Logging	300	300	0.0%
Construction	79,200	82,500	4.2%
Manufacturing	67,900	69,900	2.9%
Wholesale Trade	53,400	54,600	2.2%
Retail Trade	159,800	157,800	-1.3%
Transportation, Warehousing, Utilities	39,100	42,200	7.9%
Information	25,600	25,200	-1.6%
Finance and Insurance	91,100	93,500	2.6%
Real Estate, Rental, & Leasing	28,300	29,900	5.7%
Professional & Business Services	245,400	253,700	3.4%
Education & Health Services	213,600	224,300	5.0%
Leisure and Hospitality	157,800	161,100	2.1%
Other Services	46,800	48,200	3.0%
Total Government	158,000	159,500	0.9%
<b>Total Jobs</b>	<b>1,366,300</b>	<b>1,402,700</b>	<b>2.7%</b>

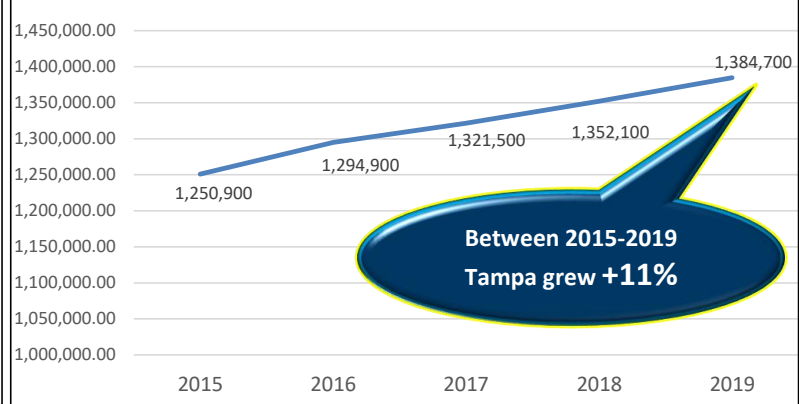
% Share of Major Industry Employment Jan '20



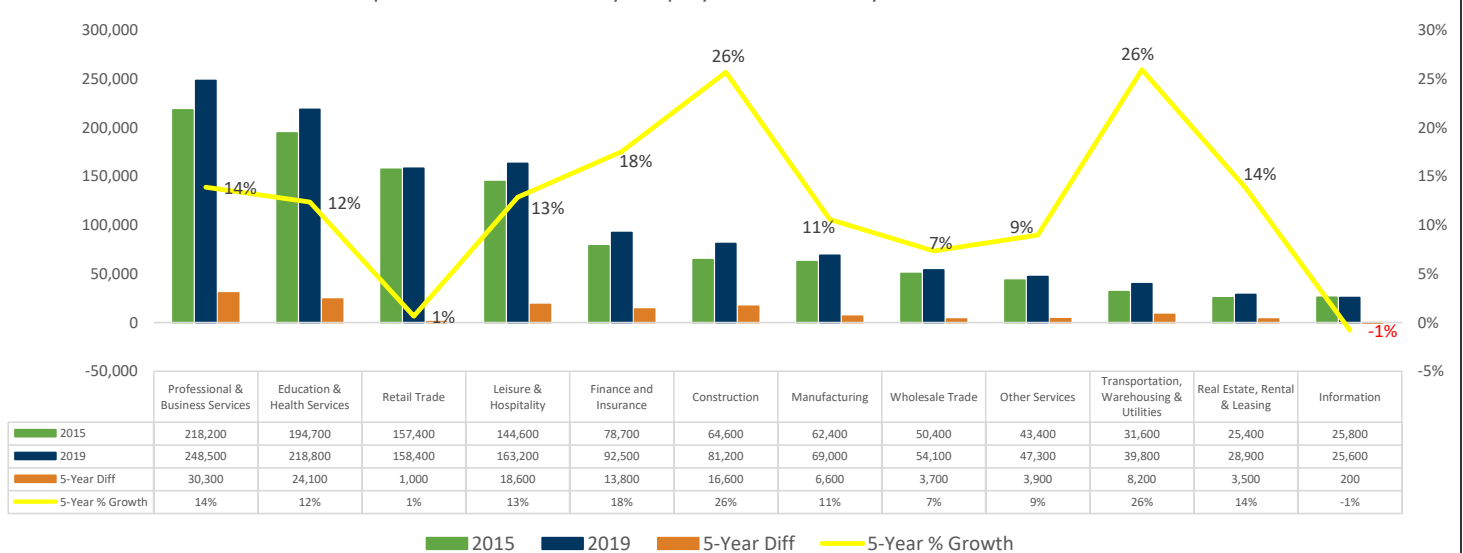
Monthly Total Nonfarm Employment Trend (000)



5-Year Annual Average Industry Employment Trend



Tampa MSA Private Industry Employment Growth by Sector 2015 vs. 2019



Source: U.S. Bureau of Labor Statistics/Florida DEO Not Seasonally Adjusted and subject to change