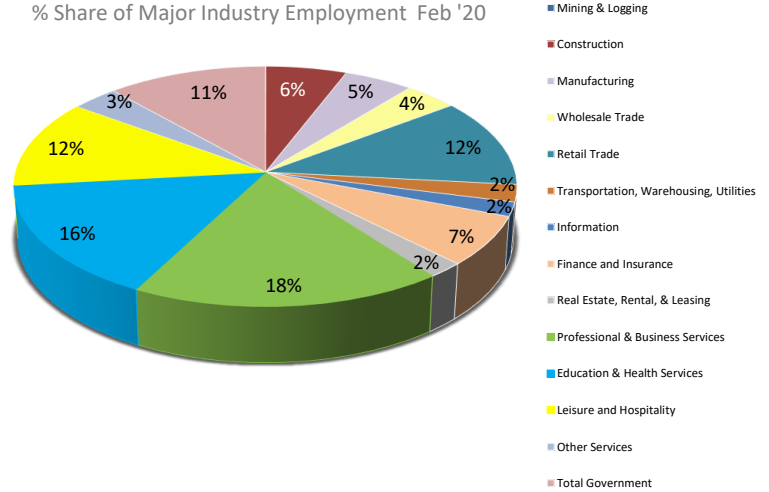


In February 2020, Tampa was among the top metro areas in the state of Florida with the largest job gains with 44,500 new jobs. Top industries gaining the most jobs over the year were; education and health services (14,900), transportation, warehousing and utilities (9,300) and professional and business services (4,100). Professional and business services and education and health services account for 34% of the industry share. Between 2015-2019 total nonfarm employment grew +11% adding 133,800 new jobs, with construction and transportation, warehousing and utilities indicating the most growth of 26%.

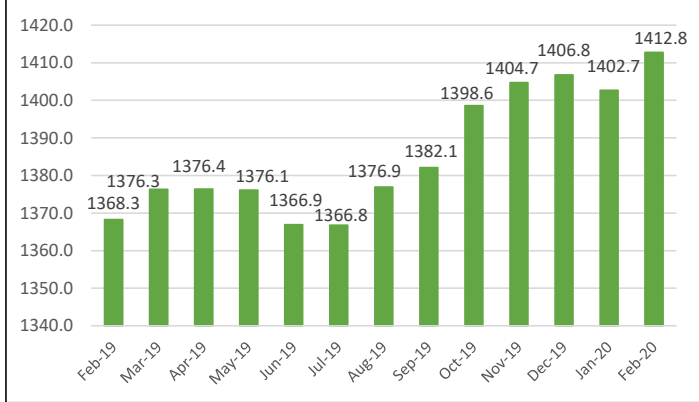
**TAMPA MSA MAJOR INDUSTRY EMPLOYMENT**

	Feb-19	Feb-20	% Chg
Mining & Logging	300	300	0.0%
Construction	79,700	82,300	3.3%
Manufacturing	68,200	70,700	3.7%
Wholesale Trade	52,700	55,500	5.3%
Retail Trade	163,700	157,700	-3.7%
Transportation, Warehousing, Utilities	31,800	41,100	29.2%
Information	25,800	25,400	-1.6%
Finance and Insurance	91,700	93,700	2.2%
Real Estate, Rental, & Leasing	28,500	30,000	5.3%
Professional & Business Services	246,800	250,900	1.7%
Education & Health Services	213,000	227,900	7.0%
Leisure and Hospitality	161,900	166,000	2.5%
Other Services	46,300	48,600	5.0%
Total Government	157,900	162,700	3.0%
<b>Total Jobs</b>	<b>1,368,300</b>	<b>1,412,800</b>	<b>3.3%</b>

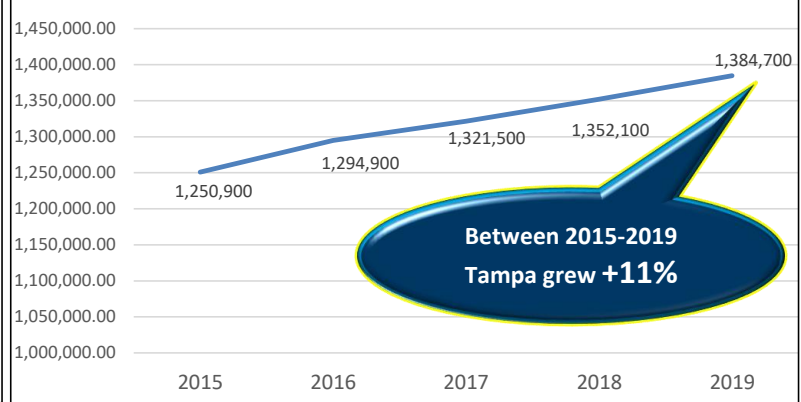
% Share of Major Industry Employment Feb '20



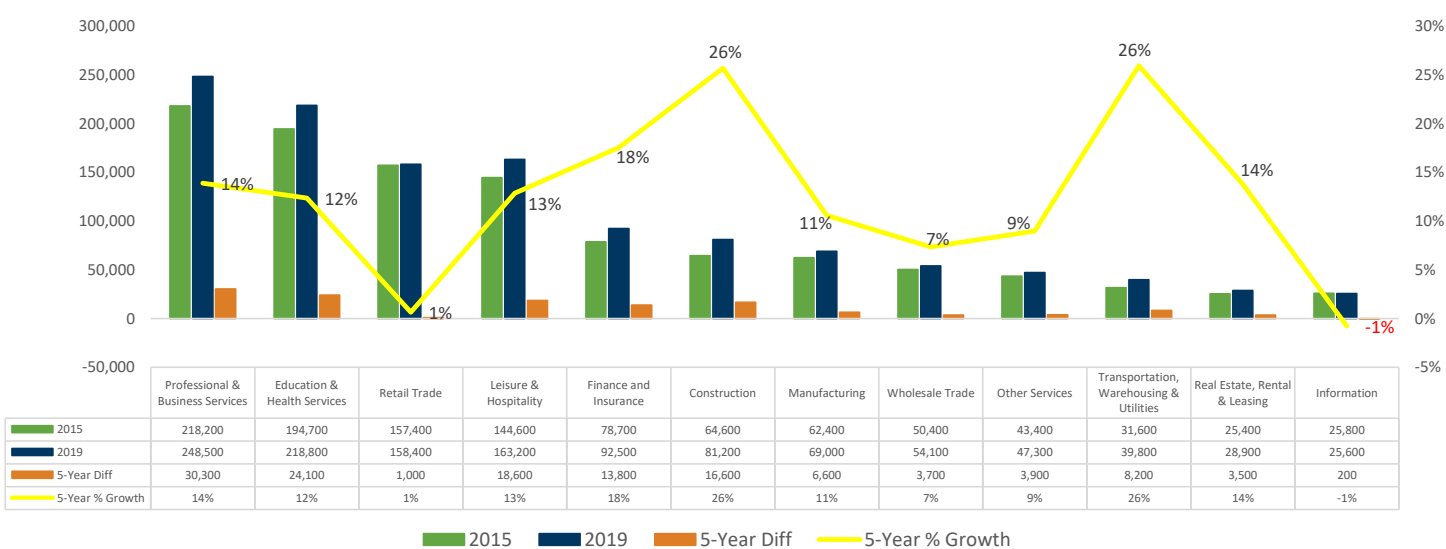
Monthly Total Nonfarm Employment Trend (000)



5-Year Annual Average Industry Employment Trend



Tampa MSA Private Industry Employment Growth by Sector 2015 vs. 2019



Source: U.S. Bureau of Labor Statistics/Florida DEO Not Seasonally Adjusted and subject to change