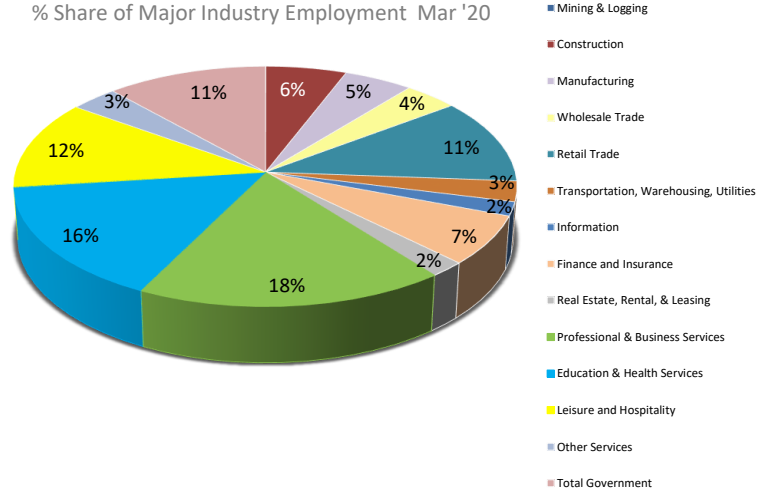


In March 2020, Tampa was among the top metro areas in the state of Florida with the largest job gains with 27,200 new jobs. Top industries gaining the most jobs over the year were; education and health services (10,700), professional and business services (4,400) and transportation, warehousing and utilities (3,100). Professional and business services and education and health services account for 34% of the industry share. Between 2015-2019 total nonfarm employment grew +11% adding 133,800 new jobs, with construction and transportation, warehousing and utilities indicating the most growth of 26%.

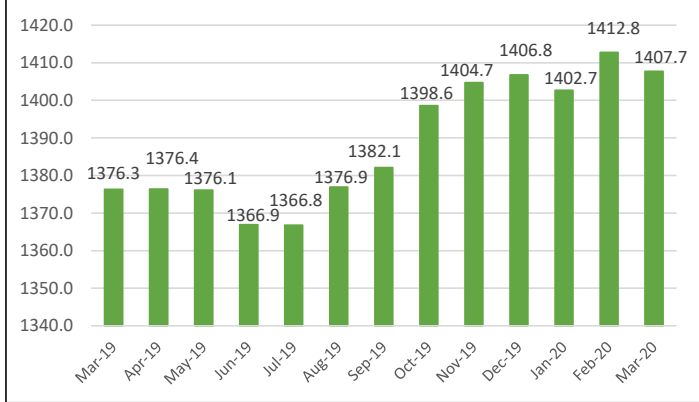
TAMPA MSA MAJOR INDUSTRY EMPLOYMENT

	Mar-19	Mar-20	% Chg
Mining & Logging	300	300	0.0%
Construction	80,200	82,200	2.5%
Manufacturing	68,600	71,300	3.9%
Wholesale Trade	53,900	55,100	2.2%
Retail Trade	158,300	157,900	-0.3%
Transportation, Warehousing, Utilities	38,100	41,200	8.1%
Information	25,700	25,300	-1.6%
Finance and Insurance	91,600	93,400	2.0%
Real Estate, Rental, & Leasing	28,500	29,900	4.9%
Professional & Business Services	246,500	250,900	1.8%
Education & Health Services	215,800	226,500	5.0%
Leisure and Hospitality	165,600	163,000	-1.6%
Other Services	47,400	48,300	1.9%
Total Government	160,000	162,400	1.5%
Total Jobs	1,380,500	1,407,700	2.0%

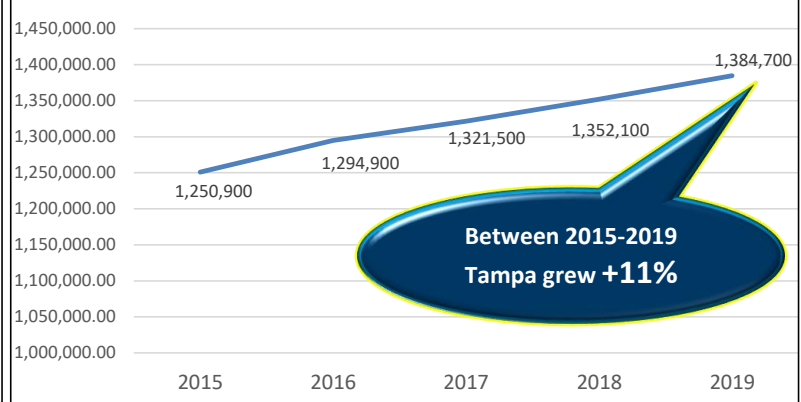
% Share of Major Industry Employment Mar '20



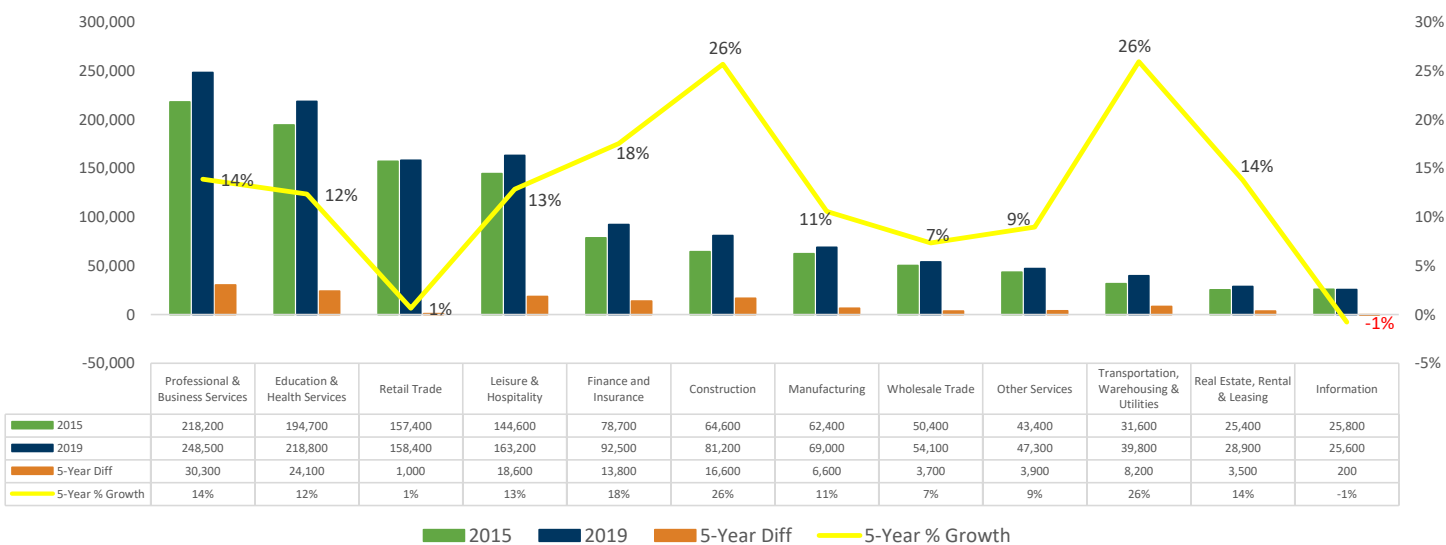
Monthly Total Nonfarm Employment Trend (000)



5-Year Annual Average Industry Employment Trend



Tampa MSA Private Industry Employment Growth by Sector 2015 vs. 2019



Source: U.S. Bureau of Labor Statistics/Florida DEO Not Seasonally Adjusted and subject to change