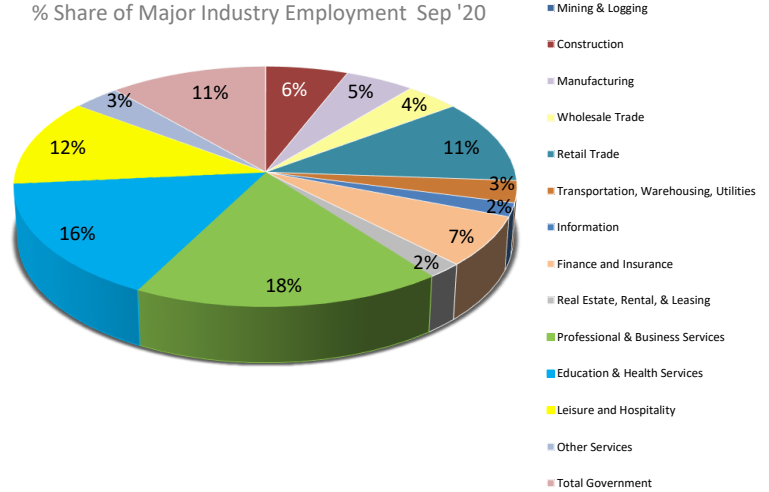


In September 2020, Tampa was among 20 out of 24 metros in Florida with over-the-year job losses. Industries with the most job loss were; leisure and hospitality (-34,200), professional and business services (-12,600) and retail trade (-7,100). Industries with the most gain in jobs were; wholesale trade (+1,200) and manufacturing (+800). Month over month, Tampa lost -2,600 total jobs. Professional and business services and education and health services currently account for 34% of the industry share.

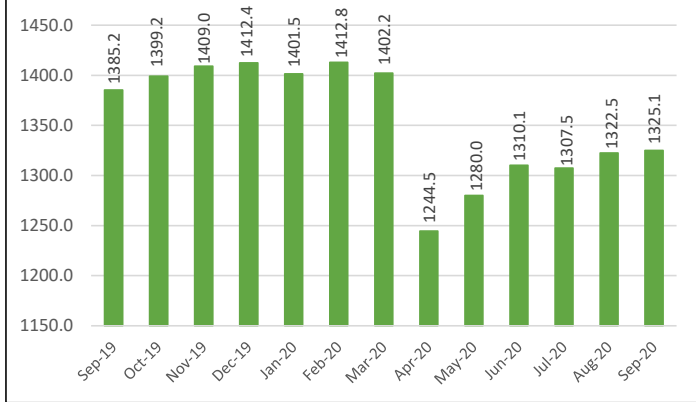
TAMPA MSA MAJOR INDUSTRY EMPLOYMENT

	Sep-19	Sep-20	% Chg
Mining & Logging	300	300	0.0%
Construction	81,900	80,300	-2.0%
Manufacturing	69,200	70,000	1.2%
Wholesale Trade	54,100	55,300	2.2%
Retail Trade	156,400	149,300	-4.5%
Transportation, Warehousing, Utilities	40,700	40,000	-1.7%
Information	25,300	24,000	-5.1%
Finance and Insurance	93,500	94,100	0.6%
Real Estate, Rental, & Leasing	28,500	26,500	-7.0%
Professional & Business Services	247,600	235,000	-5.1%
Education & Health Services	220,100	217,000	-1.4%
Leisure and Hospitality	162,700	128,500	-21.0%
Other Services	47,200	44,700	-5.3%
Total Government	157,700	160,100	1.5%
Total Jobs	1,385,200	1,325,100	-4.3%

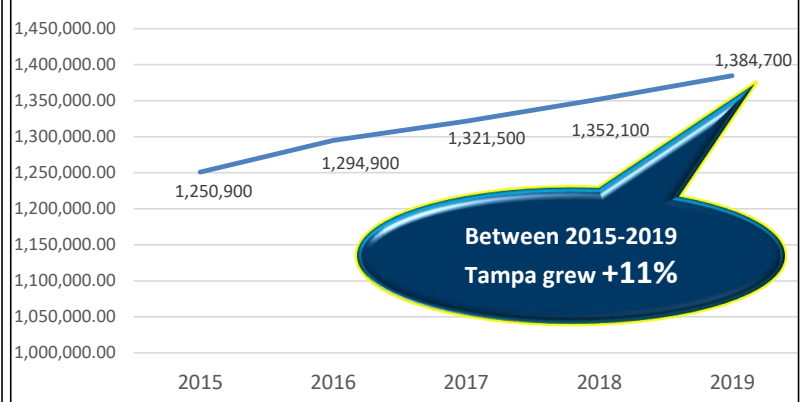
% Share of Major Industry Employment Sep '20



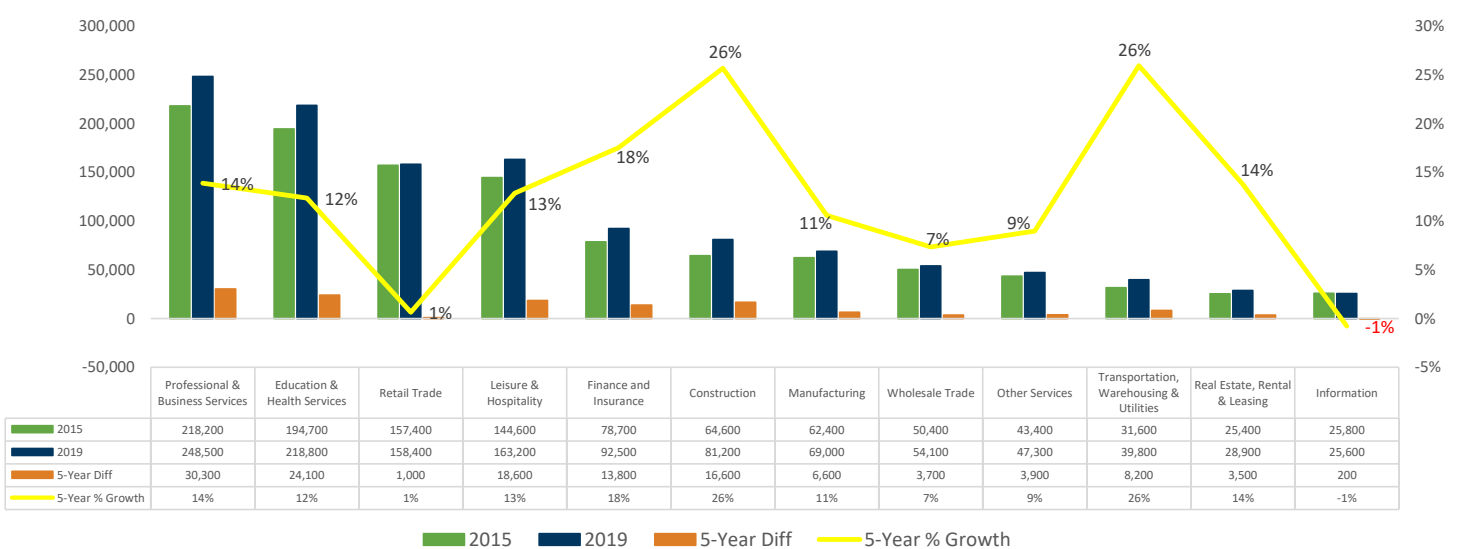
Monthly Total Nonfarm Employment Trend (000)



5-Year Annual Average Industry Employment Trend



Tampa MSA Private Industry Employment Growth by Sector 2015 vs. 2019



Source: U.S. Bureau of Labor Statistics/Florida DEO Not Seasonally Adjusted and subject to change