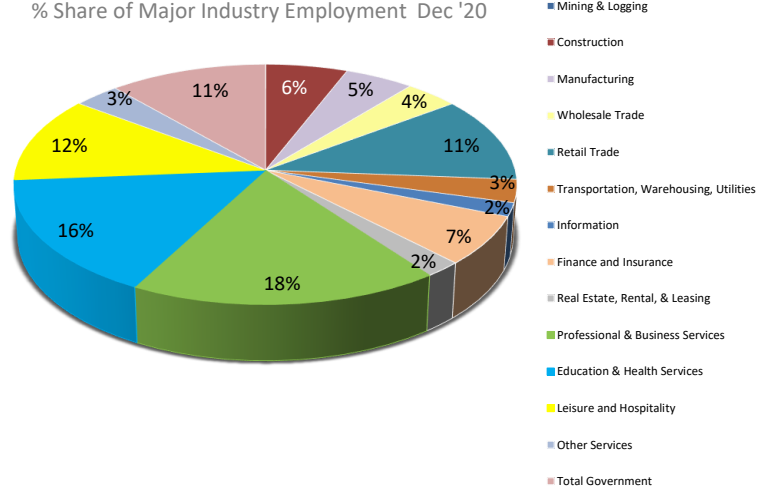


December 2020 labor statistics reflect the continued effects of COVID-19 and the efforts to reopen businesses and services. Tampa was among 21 out of 24 metros in Florida with over-the-year job losses. Metro areas with the largest losses were Orlando (-9.6 percent), Miami (-5.6 percent) and Fort Lauderdale (-7.2 percent). Industries in Tampa with the most job loss were; leisure and hospitality (-26,400), education and health services (-7,200) and professional and business services (-6,500). Industries with job gains were; finance and insurance (+2,600), wholesale trade (+1,100) and manufacturing (+900). Month over month, Tampa added +7,500 total jobs. Professional and business services and education and health services currently account for 34% of the industry share.

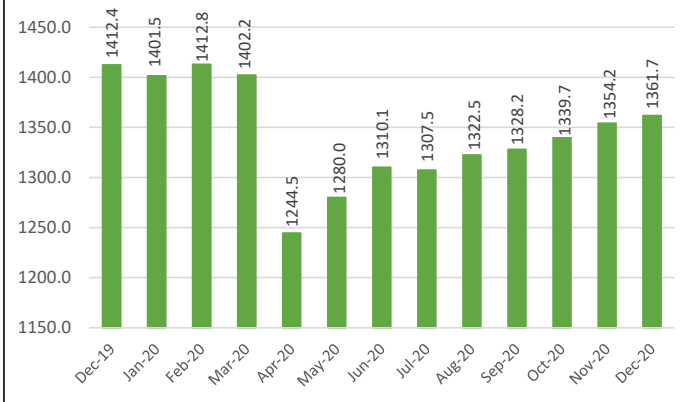
TAMPA MSA MAJOR INDUSTRY EMPLOYMENT

	Dec-19	Dec-20	% Chg
Mining & Logging	300	300	0.0%
Construction	83,100	79,400	-4.5%
Manufacturing	70,200	71,100	1.3%
Wholesale Trade	54,800	55,900	2.0%
Retail Trade	162,000	157,300	-2.9%
Transportation, Warehousing, Utilities	43,600	43,200	-0.9%
Information	25,600	23,900	-6.6%
Finance and Insurance	93,500	96,100	2.8%
Real Estate, Rental, & Leasing	30,000	27,400	-8.7%
Professional & Business Services	252,800	246,300	-2.6%
Education & Health Services	225,100	217,900	-3.2%
Leisure and Hospitality	163,600	137,200	-16.1%
Other Services	47,000	47,700	1.5%
Total Government	160,800	158,000	-1.7%
Total Jobs	1,412,400	1,361,700	-3.6%

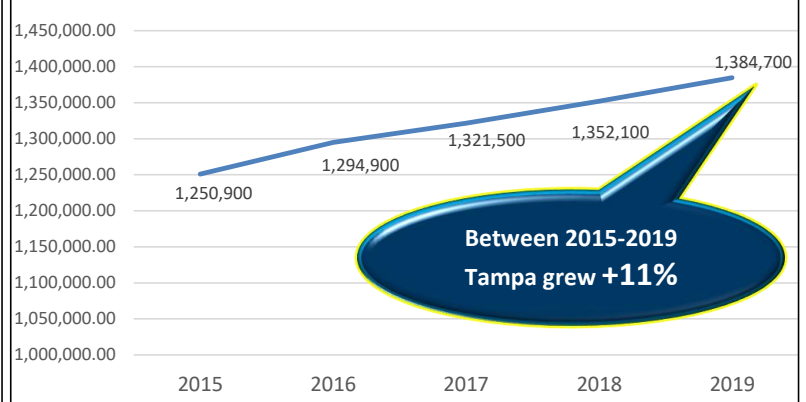
% Share of Major Industry Employment Dec '20



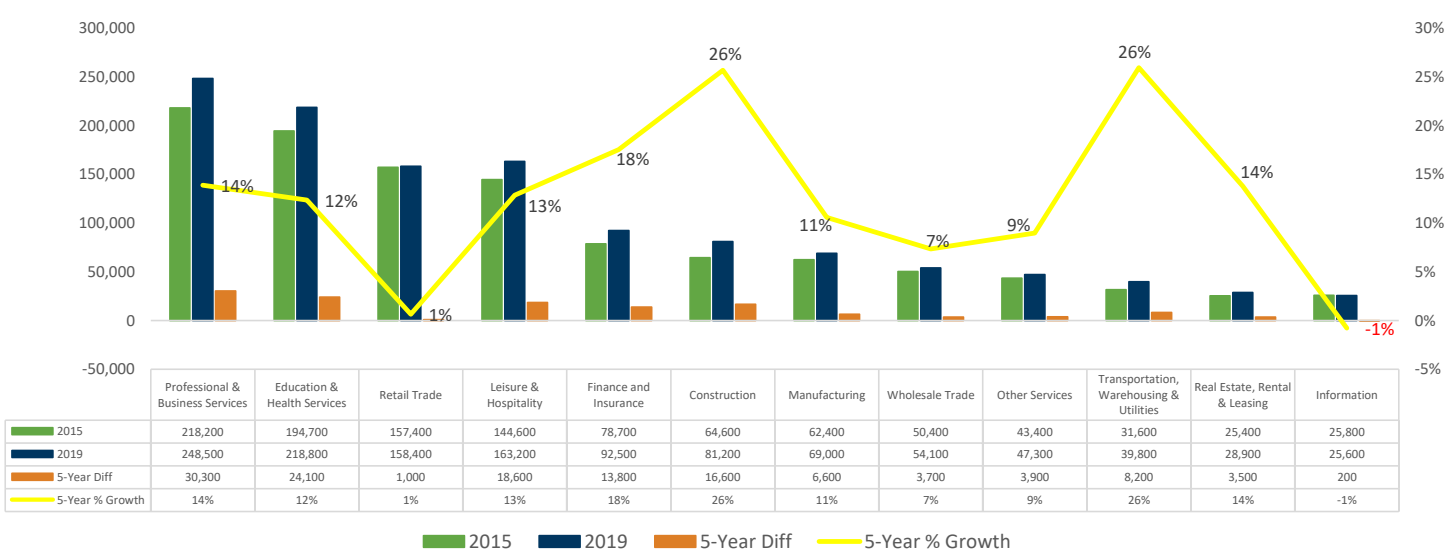
Monthly Total Nonfarm Employment Trend (000)



5-Year Annual Average Industry Employment Trend



Tampa MSA Private Industry Employment Growth by Sector 2015 vs. 2019



Source: U.S. Bureau of Labor Statistics/Florida DEO Not Seasonally Adjusted and subject to change