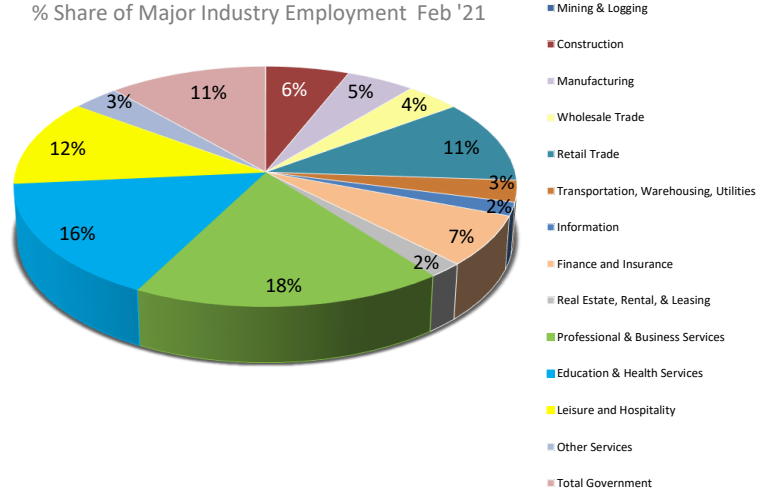


February 2021 Tampa was among 23 out of 24 metros in Florida with over-the-year job losses. Metro areas with the largest losses were Orlando (-12.5 percent), Miami (-8.9 percent) and Fort Lauderdale (-6.7 percent). Industries in Tampa with the most job loss were; leisure and hospitality (-27,700), education and health services (-8,200), and manufacturing (-1,900). Industries with job gains were; finance and insurance (+4,100) and professional and business services (+2,300). Month over month, Tampa added +14,200 total jobs. Professional and business services and education and health services currently account for 34% of the industry share.

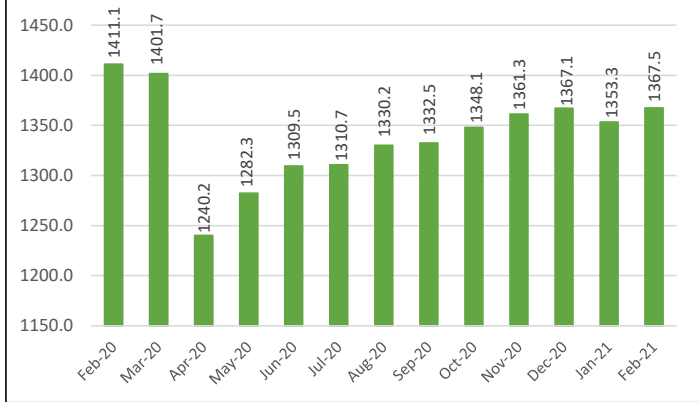
**TAMPA MSA MAJOR INDUSTRY EMPLOYMENT**

	Feb-20	Feb-21	% Chg
Mining & Logging	300	300	0.0%
Construction	84,700	85,100	0.5%
Manufacturing	69,600	67,700	-2.7%
Wholesale Trade	55,800	54,400	-2.5%
Retail Trade	157,600	155,800	-1.1%
Transportation, Warehousing, Utilities	41,100	42,900	4.4%
Information	25,300	24,100	-4.7%
Finance and Insurance	96,000	100,100	4.3%
Real Estate, Rental, & Leasing	28,600	26,800	-6.3%
Professional & Business Services	253,700	256,000	0.9%
Education & Health Services	224,200	216,000	-3.7%
Leisure and Hospitality	164,300	136,600	-16.9%
Other Services	48,400	46,400	-4.1%
Total Government	161,500	155,300	-3.8%
<b>Total Jobs</b>	<b>1,411,100</b>	<b>1,367,500</b>	<b>-3.1%</b>

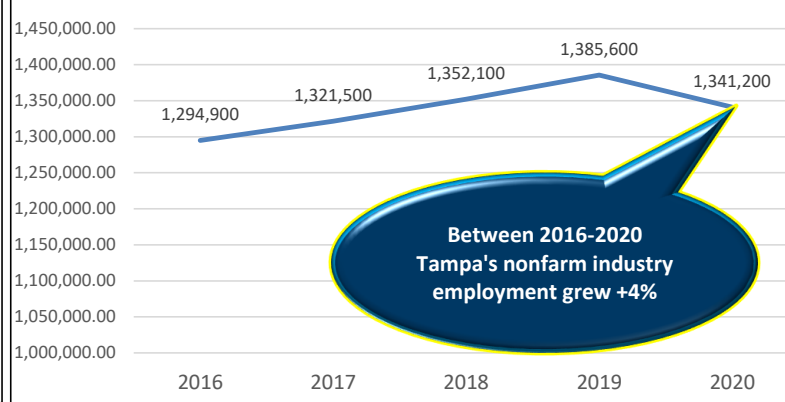
% Share of Major Industry Employment Feb '21



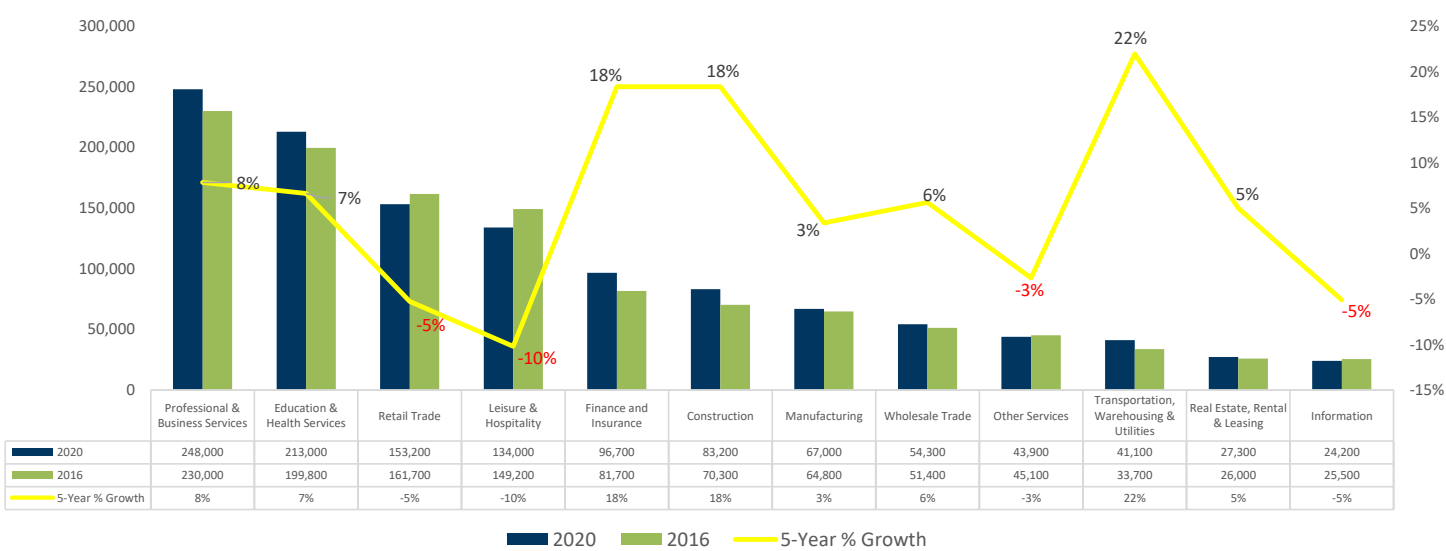
Monthly Total Nonfarm Employment Trend (000)



5-Year Annual Average Industry Employment Trend



Tampa MSA Private Industry Employment Growth by Sector 2016 vs. 2020



Source: U.S. Bureau of Labor Statistics/Florida DEO Not Seasonally Adjusted and subject to change