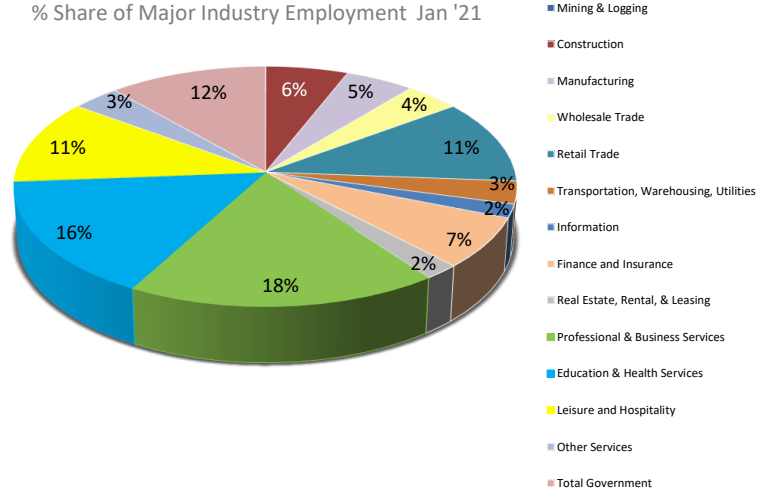


January 2021 Tampa was among 23 out of 24 metros in Florida with over-the-year job losses. Metro areas with the largest losses were Orlando (-12.9 percent), Miami (-8.8 percent) and Fort Lauderdale (-7.2 percent). Industries in Tampa with the most job loss were; leisure and hospitality (-26,000), education and health services (-10,400), retail trade (-2,000) and manufacturing (-2,000). Industries with job gains were; finance and insurance (+3,700) and professional and business services (+2,300). Month over month, Tampa lost -13,400 total jobs. Professional and business services and education and health services currently account for 34% of the industry share.

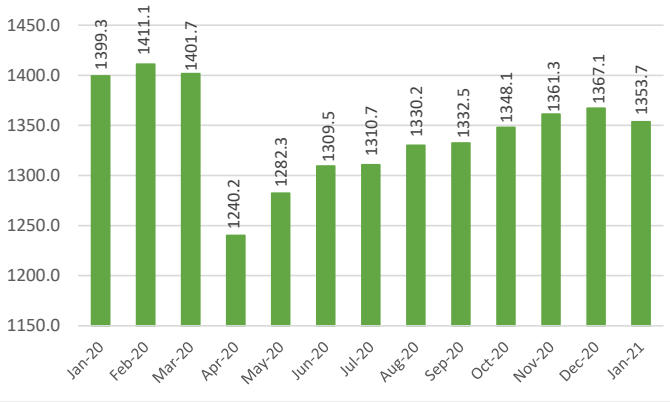
**TAMPA MSA MAJOR INDUSTRY EMPLOYMENT**

	Jan-20	Jan-21	% Chg
Mining & Logging	300	300	0.0%
Construction	82,900	83,900	1.2%
Manufacturing	69,400	67,400	-2.9%
Wholesale Trade	55,400	54,700	-1.3%
Retail Trade	158,400	156,400	-1.3%
Transportation, Warehousing, Utilities	42,800	42,500	-0.7%
Information	25,200	24,100	-4.4%
Finance and Insurance	95,900	99,600	3.9%
Real Estate, Rental, & Leasing	28,500	26,500	-7.0%
Professional & Business Services	251,900	254,200	0.9%
Education & Health Services	220,900	210,500	-4.7%
Leisure and Hospitality	159,800	133,800	-16.3%
Other Services	47,900	46,100	-3.8%
Total Government	160,000	153,700	-3.9%
<b>Total Jobs</b>	<b>1,399,300</b>	<b>1,353,700</b>	<b>-3.3%</b>

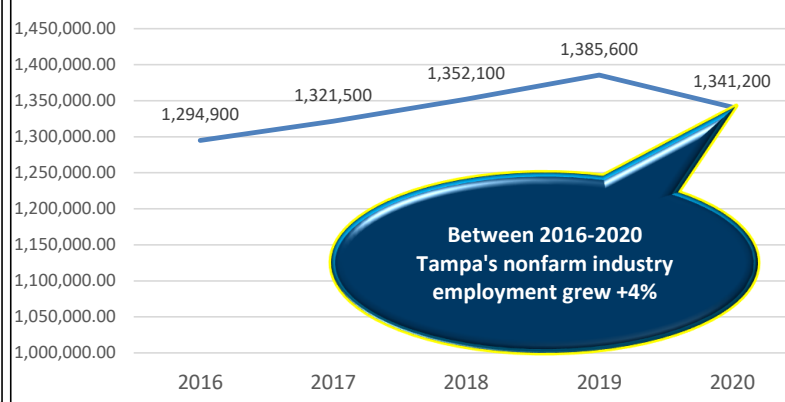
% Share of Major Industry Employment Jan '21



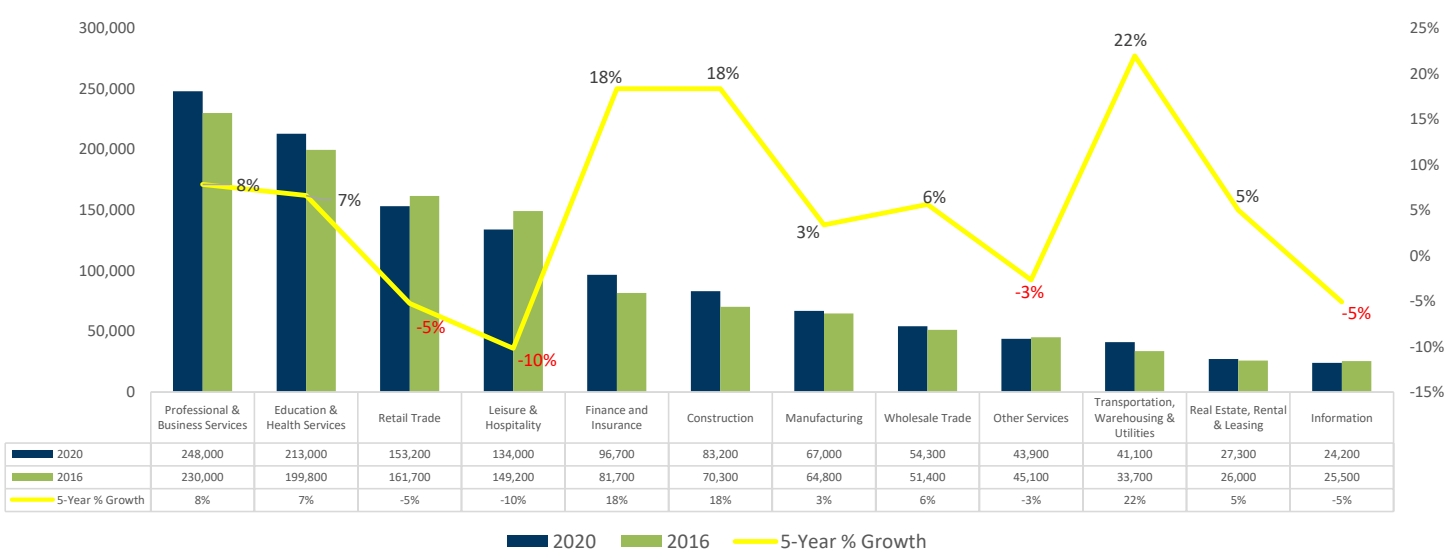
Monthly Total Nonfarm Employment Trend (000)



5-Year Annual Average Industry Employment Trend



Tampa MSA Private Industry Employment Growth by Sector 2016 vs. 2020



Source: U.S. Bureau of Labor Statistics/Florida DEO Not Seasonally Adjusted and subject to change