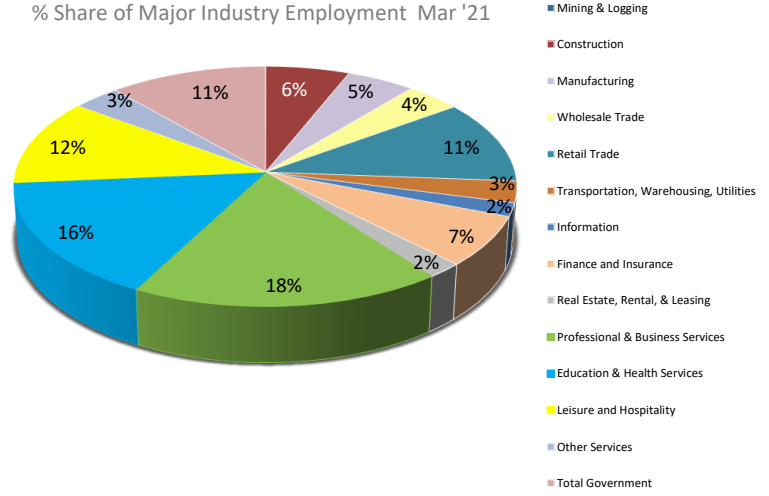


March 2021 Tampa was among 23 out of 24 metros in Florida with over-the-year job losses. Metro areas with the largest losses were Orlando (-11.6 percent), Miami (-5.9 percent) and Fort Lauderdale (-5.4 percent). Industries in Tampa with the most job loss were; leisure and hospitality (-22,700), education and health services (-10,100), and Real Estate, Rental and Leasing (-3,100). Industries with job gains were; professional and business services (+7,700) and finance and insurance (+5,100). Month over month, Tampa added +4,100 total jobs. Professional and business services and education and health services currently account for 34% of the industry share.

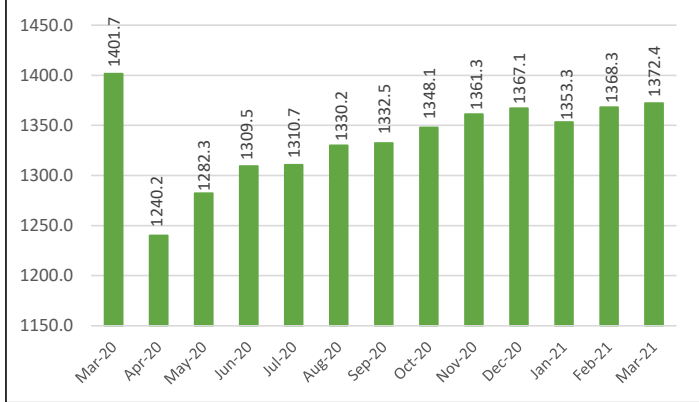
TAMPA MSA MAJOR INDUSTRY EMPLOYMENT

	Mar-20	Mar-21	% Chg
Mining & Logging	300	300	0.0%
Construction	84,500	85,400	1.1%
Manufacturing	69,000	67,800	-1.7%
Wholesale Trade	55,900	55,000	-1.6%
Retail Trade	157,200	155,500	-1.1%
Transportation, Warehousing, Utilities	40,500	42,700	5.4%
Information	25,300	24,700	-2.4%
Finance and Insurance	95,000	100,100	5.4%
Real Estate, Rental, & Leasing	28,600	25,500	-10.8%
Professional & Business Services	252,000	259,700	3.1%
Education & Health Services	223,200	213,100	-4.5%
Leisure and Hospitality	162,700	140,000	-14.0%
Other Services	47,900	46,700	-2.5%
Total Government	159,600	155,900	-2.3%
Total Jobs	1,401,700	1,372,400	-2.1%

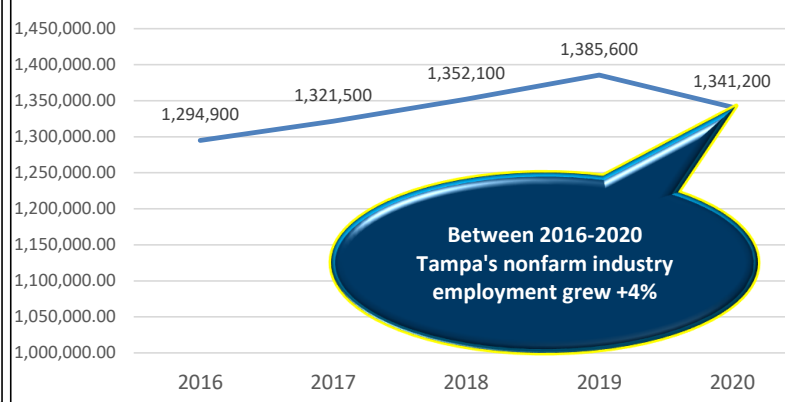
% Share of Major Industry Employment Mar '21



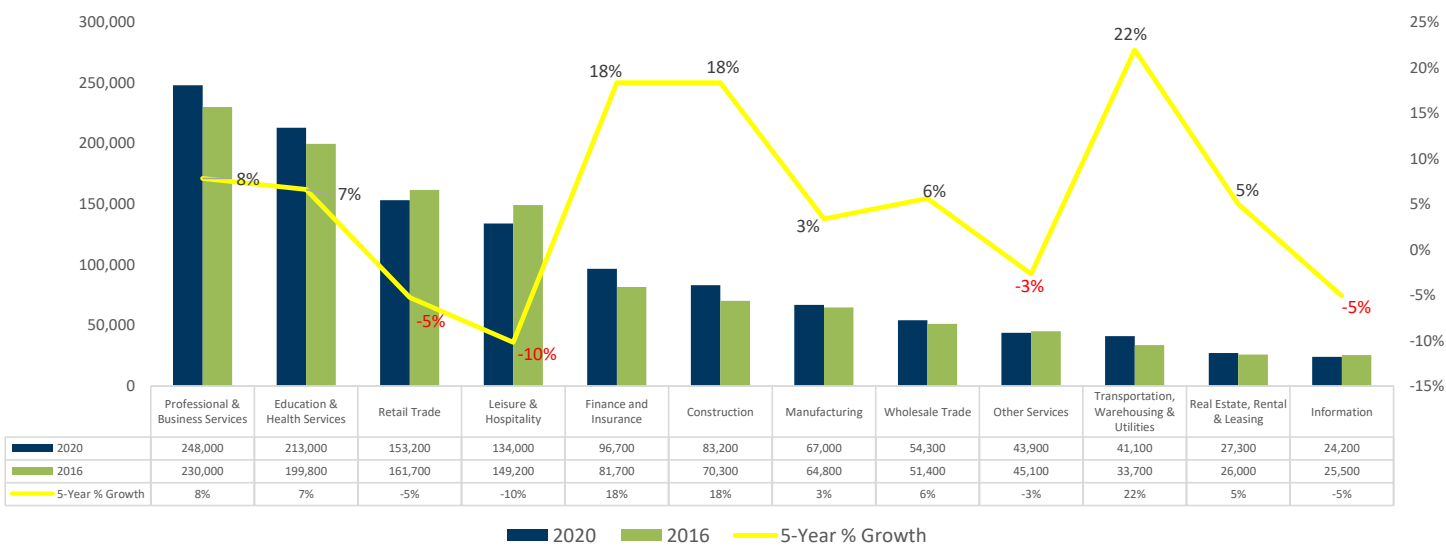
Monthly Total Nonfarm Employment Trend (000)



5-Year Annual Average Industry Employment Trend



Tampa MSA Private Industry Employment Growth by Sector 2016 vs. 2020



Source: U.S. Bureau of Labor Statistics/Florida DEO Not Seasonally Adjusted and subject to change