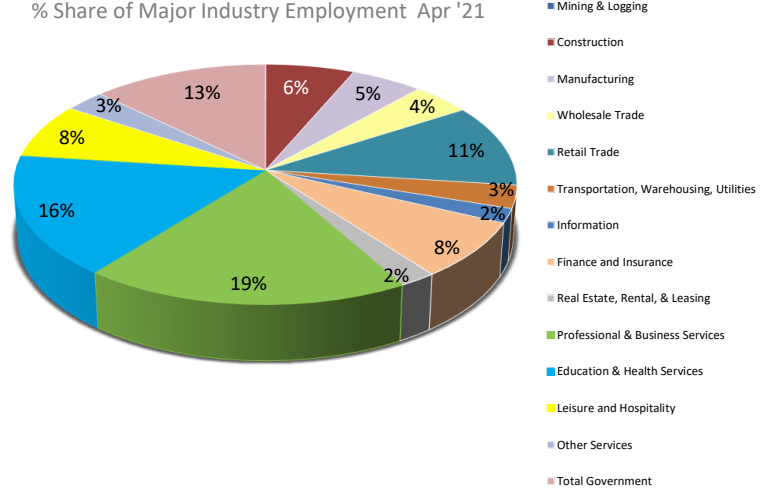


In April 2021 all 24 metros in Florida had over-the-year job gains. Metros with the largest gains were Tampa (+11.2 percent), Miami (+11 percent) and Fort Lauderdale (+10.6 percent). Industries gaining the most jobs in Tampa over the year include leisure and hospitality (+51,100), professional and business services (+27,600), trade, transportation and utilities (+24,100) and education and health services (+15,500). Year-over-year Tampa added 139,100 jobs and 5,100 were added month-over-month. Professional and business services and education and health services currently account for 35% of the industry share.

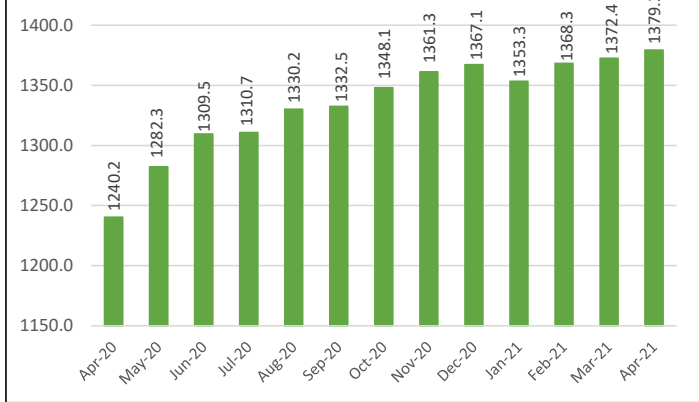
TAMPA MSA MAJOR INDUSTRY EMPLOYMENT

	Apr-20	Apr-21	% Chg
Mining & Logging	300	300	0.0%
Construction	79,100	85,400	8.0%
Manufacturing	64,300	68,000	5.8%
Wholesale Trade	53,300	55,600	4.3%
Retail Trade	137,800	155,900	13.1%
Transportation, Warehousing, Utilities	38,200	41,900	9.7%
Information	23,700	24,500	3.4%
Finance and Insurance	95,400	96,800	1.5%
Real Estate, Rental, & Leasing	26,600	26,900	1.1%
Professional & Business Services	233,200	260,800	11.8%
Education & Health Services	202,600	218,100	7.7%
Leisure and Hospitality	91,900	143,000	55.6%
Other Services	36,100	47,600	31.9%
Total Government	157,700	154,500	-2.0%
Total Jobs	1,240,200	1,379,300	11.2%

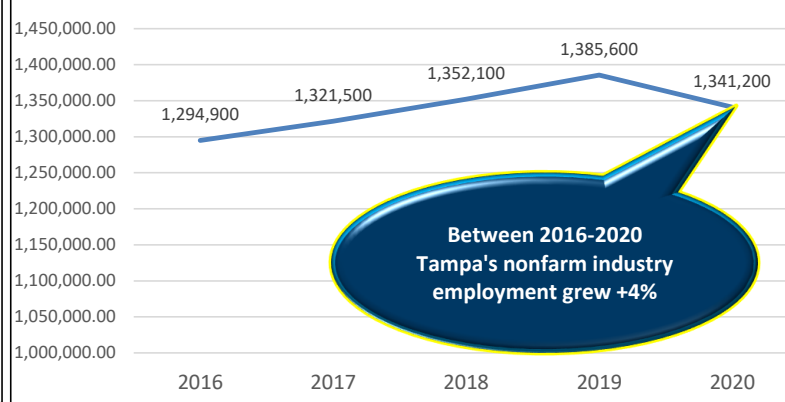
% Share of Major Industry Employment Apr '21



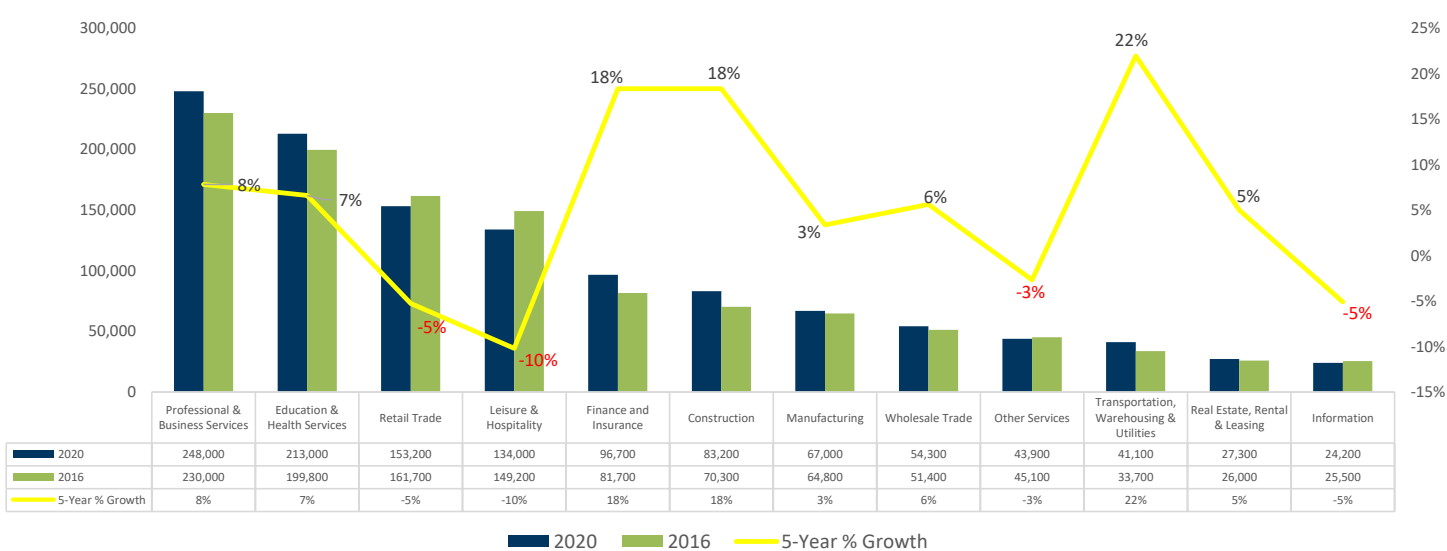
Monthly Total Nonfarm Employment Trend (000)



5-Year Annual Average Industry Employment Trend



Tampa MSA Private Industry Employment Growth by Sector 2016 vs. 2020



Source: U.S. Bureau of Labor Statistics/Florida DEO Not Seasonally Adjusted and subject to change