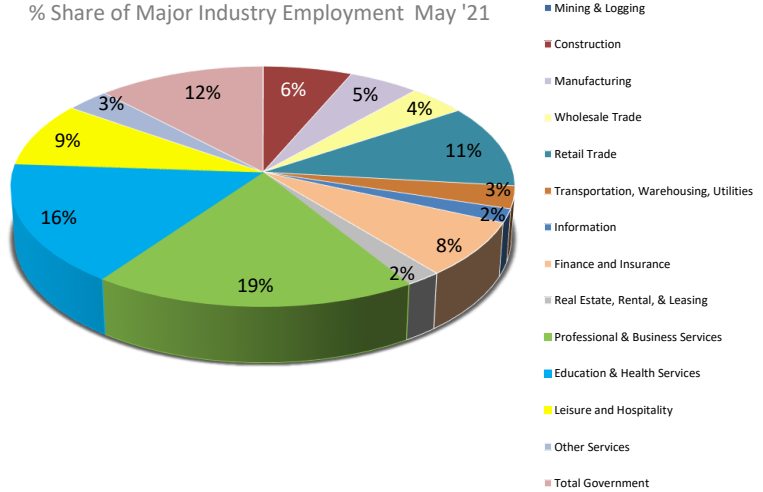


In May 2021 all 24 metros in Florida had over-the-year job gains. Metros with the largest gains were Orlando (+10.1 percent), Tampa (+7.6 percent), Miami Beach-Kendall (+7.7 percent) and Fort Lauderdale (+8.2 percent). Industries gaining the most jobs in Tampa over last year include leisure and hospitality (+33,500), professional and business services (+27,400), trade, transportation and utilities (+18,100) and retail trade (+12,400). Year-over-year Tampa added 97,600 jobs and 2,700 were added month-over-month. Professional and business services and education and health services currently account for 35% of the industry share.

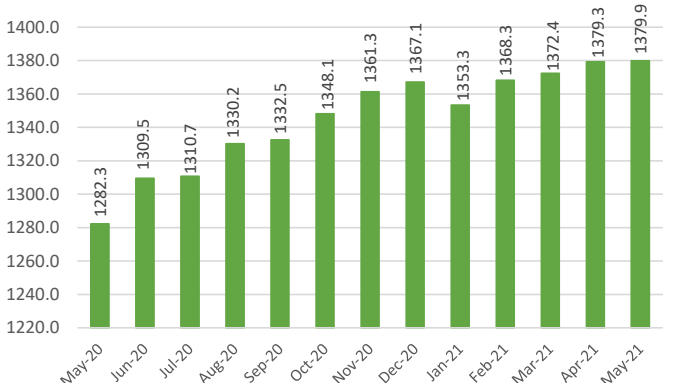
**TAMPA MSA MAJOR INDUSTRY EMPLOYMENT**

	May-20	May-21	% Chg
Mining & Logging	300	300	0.0%
Construction	81,800	86,400	5.6%
Manufacturing	65,000	66,600	2.5%
Wholesale Trade	53,400	55,700	4.3%
Retail Trade	143,300	155,700	8.7%
Transportation, Warehousing, Utilities	38,900	42,300	8.7%
Information	23,700	24,000	1.3%
Finance and Insurance	95,500	98,100	2.7%
Real Estate, Rental, & Leasing	26,500	26,900	1.5%
Professional & Business Services	239,200	266,600	11.5%
Education & Health Services	207,400	212,100	2.3%
Leisure and Hospitality	112,400	145,900	29.8%
Other Services	40,100	47,200	17.7%
Total Government	154,800	152,100	-1.7%
<b>Total Jobs</b>	<b>1,282,300</b>	<b>1,379,900</b>	<b>7.6%</b>

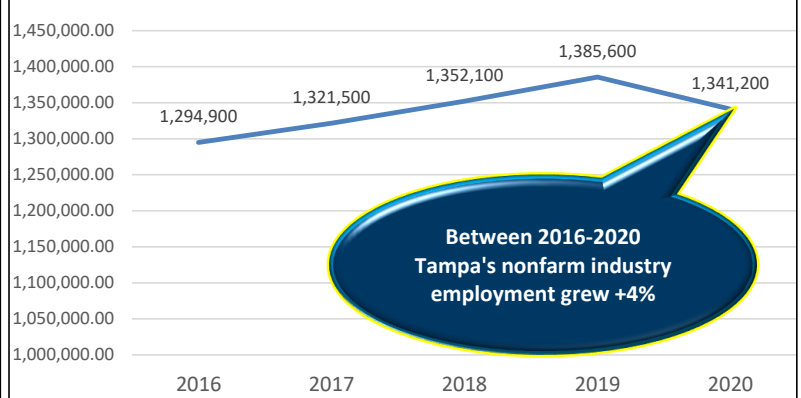
% Share of Major Industry Employment May '21



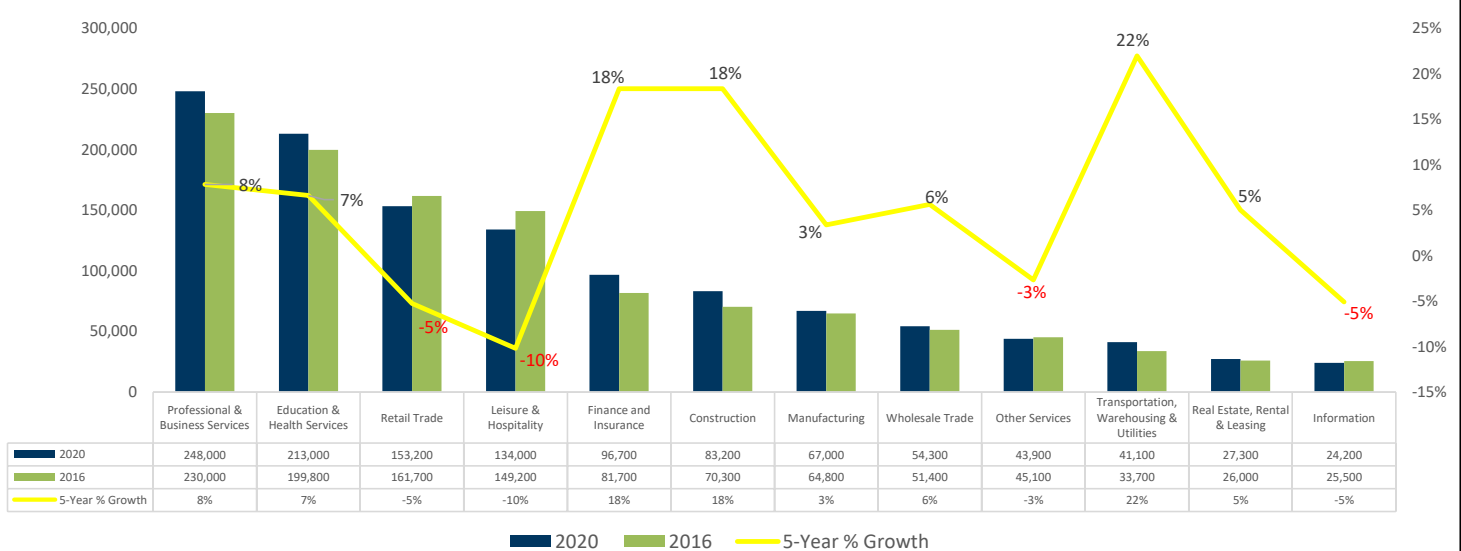
Monthly Total Nonfarm Employment Trend (000)



5-Year Annual Average Industry Employment Trend



Tampa MSA Private Industry Employment Growth by Sector 2016 vs. 2020



Source: U.S. Bureau of Labor Statistics/Florida DEO Not Seasonally Adjusted and subject to change