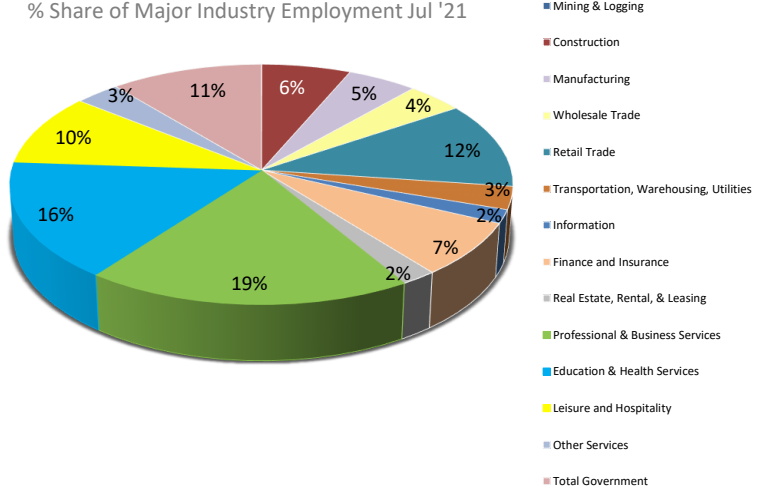


In July 2021, all 24 metros in Florida had over-the-year job gains. Metros with the largest gains were Orlando (+6.2 percent), Tampa (+5.4 percent), Miami Beach-Kendall (+5.2 percent) and Jacksonville (+5.1 percent). Industries gaining the most jobs in Tampa over last year include leisure and hospitality (+24,000), professional and business services (+19,500), trade, transportation and utilities (+10,000) and retail trade (+5,500). Year-over-year Tampa added 71,000 jobs and 1,800 were added month-over-month. Professional and business services and education and health services currently account for 35% of the industry share.

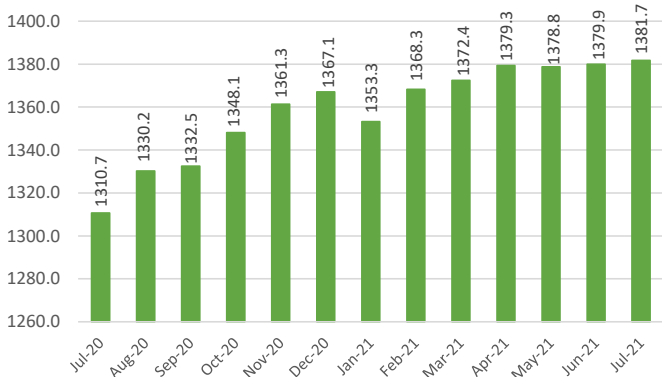
TAMPA MSA MAJOR INDUSTRY EMPLOYMENT

	Jul-20	Jul-21	% Chg
Mining & Logging	300	300	0.0%
Construction	83,900	87,900	4.8%
Manufacturing	66,000	67,500	2.3%
Wholesale Trade	53,900	56,100	4.1%
Retail Trade	151,800	157,300	3.6%
Transportation, Warehousing, Utilities	40,300	42,700	6.0%
Information	23,700	24,600	3.8%
Finance and Insurance	95,900	96,800	0.9%
Real Estate, Rental, & Leasing	27,000	27,900	3.3%
Professional & Business Services	247,000	266,500	7.9%
Education & Health Services	207,600	212,400	2.3%
Leisure and Hospitality	126,900	150,900	18.9%
Other Services	42,300	49,000	15.8%
Total Government	144,100	141,800	-1.6%
Total Jobs	1,310,700	1,381,700	5.4%

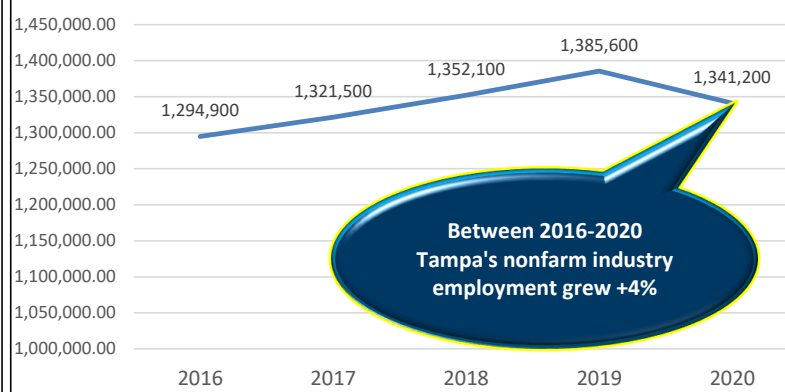
% Share of Major Industry Employment Jul '21



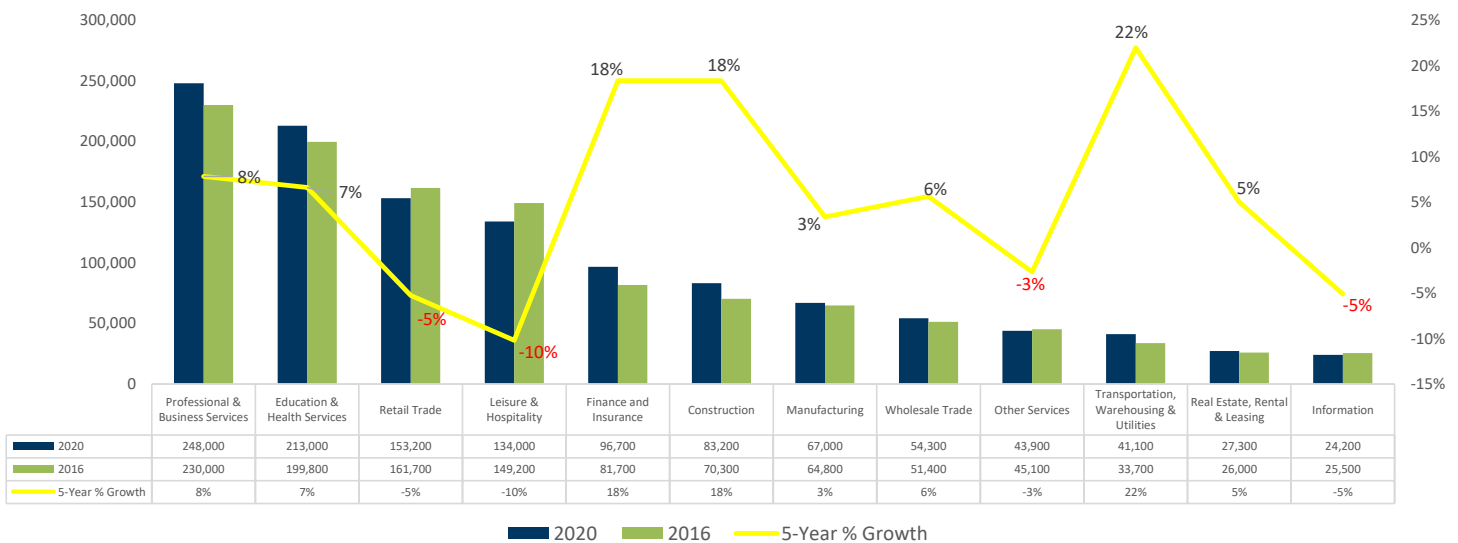
Monthly Total Nonfarm Employment Trend (000)



5-Year Annual Average Industry Employment Trend



Tampa MSA Private Industry Employment Growth by Sector 2016 vs. 2020



Source: U.S. Bureau of Labor Statistics/Florida DEO Not Seasonally Adjusted and subject to change