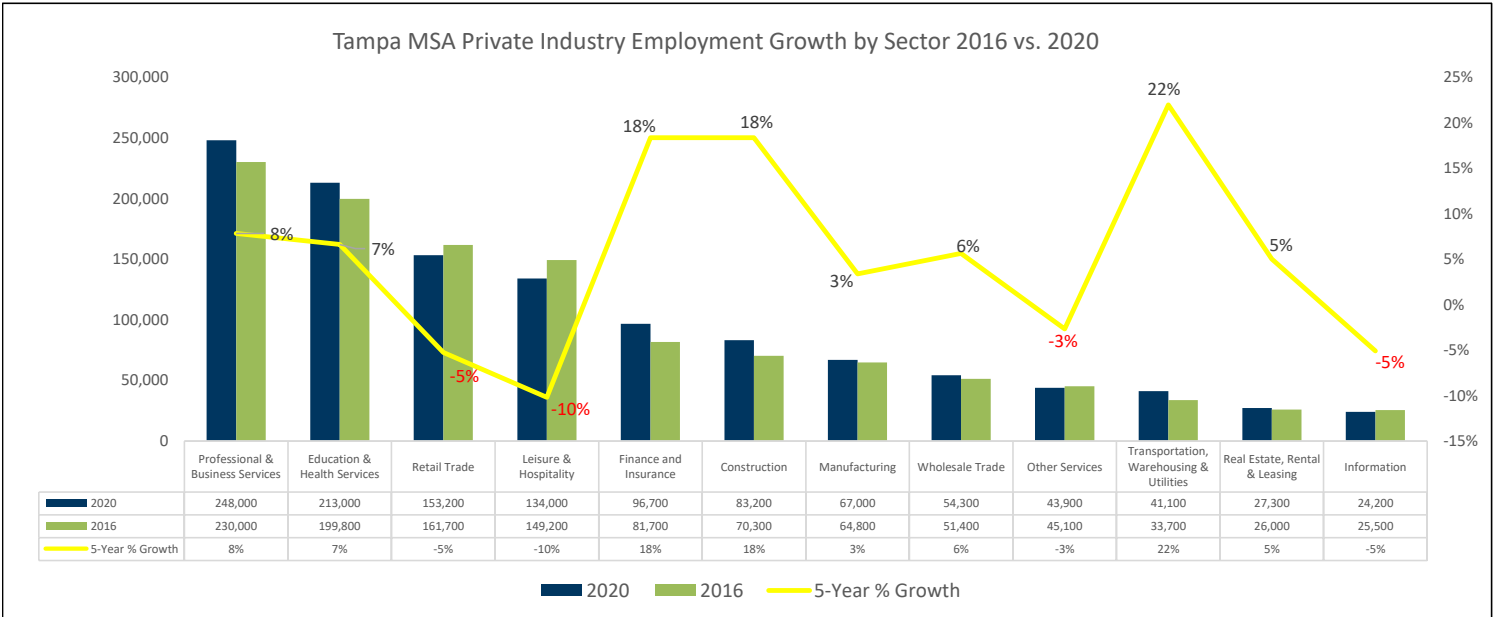
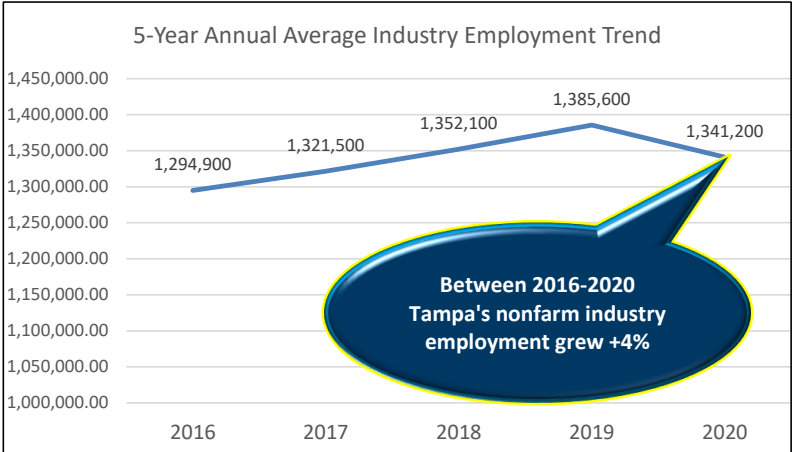
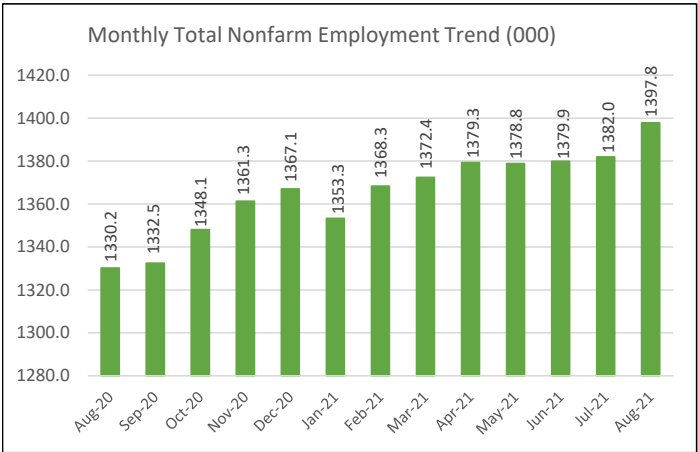
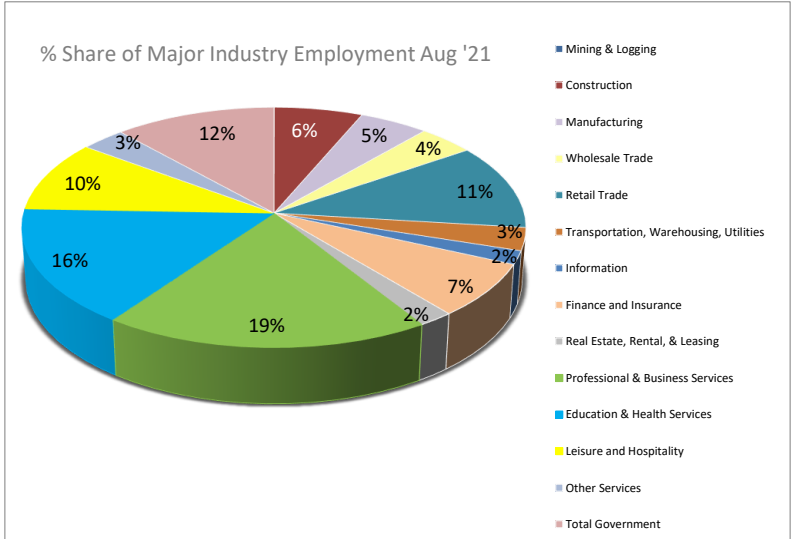


In August 2021, all 24 metros in Florida had over-the-year job gains. Metros with the largest gains were Orlando (+6.4 percent), Miami Beach-Kendall (+6.2 percent) and Tampa (+5.1 percent). Industries gaining the most jobs in Tampa over last year include leisure and hospitality (+24,200), professional and business services (+21,300), trade, transportation and utilities (+7,300) and other services (+7,200). Year-over-year Tampa added 67,600 jobs and 15,800 were added month-over-month. Professional and business services and education and health services currently account for 35% of the industry share.

TAMPA MSA MAJOR INDUSTRY EMPLOYMENT			
	Aug-20	Aug-21	% Chg
Mining & Logging	300	300	0.0%
Construction	84,400	87,300	3.4%
Manufacturing	66,100	67,400	2.0%
Wholesale Trade	54,000	56,000	3.7%
Retail Trade	153,200	155,700	1.6%
Transportation, Warehousing, Utilities	40,700	43,500	6.9%
Information	23,900	25,300	5.9%
Finance and Insurance	96,800	99,700	3.0%
Real Estate, Rental, & Leasing	27,000	28,300	4.8%
Professional & Business Services	250,000	271,300	8.5%
Education & Health Services	208,900	211,500	1.2%
Leisure and Hospitality	127,800	152,000	18.9%
Other Services	42,500	49,700	16.9%
Total Government	154,600	149,800	-3.1%
Total Jobs	1,330,200	1,397,800	5.1%



Source: U.S. Bureau of Labor Statistics/Florida DEO Not Seasonally Adjusted and subject to change