

SINGLE FAMILY HOMES

	Q3 2021	Q3 2020	% Chg
Median Home Prices	\$356,000	\$292,123	21.9%
Home Sales	6,184	6,148	0.6%
Building Permits	1,894	2,105	-10.0%

Source: GTAR & U.S. Census

APARTMENT RENTAL RATES

	Q3 2021	Q3 2020	% Chg
2-Bedroom	\$1,706	\$1,314	29.8%
3-Bedroom	\$1,973	\$1,520	29.8%

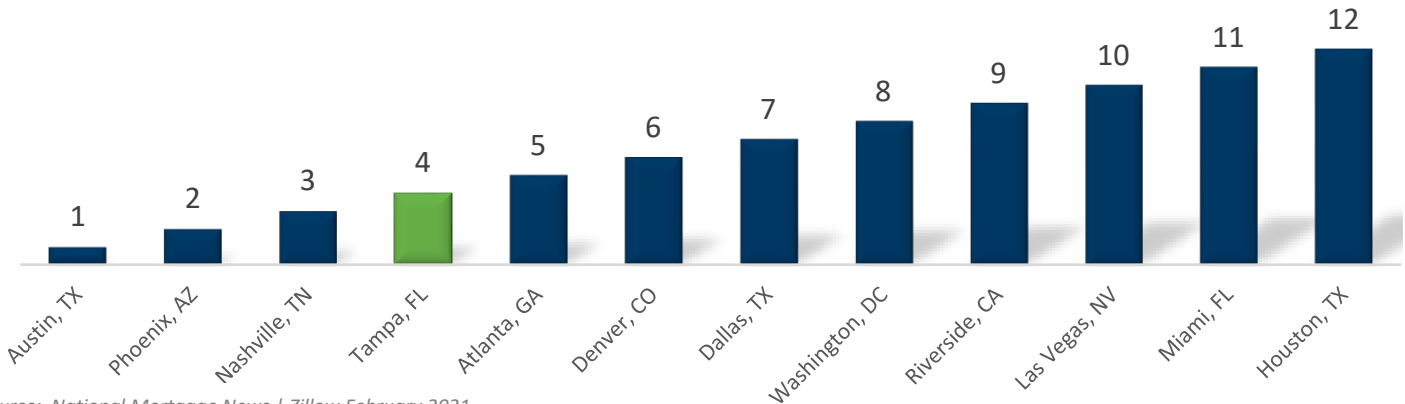
Source: Apartment List

Based on three month average

Compared to the previous year:

- Median single-family home prices are up **22%**
- Home sales are up slightly - averaging **2,000** sales per month
- Building permits saw a decline of **10%**
- Rental rates for two and three bedroom apartments are up **30%**

12 Hottest Real Estate Markets in 2021



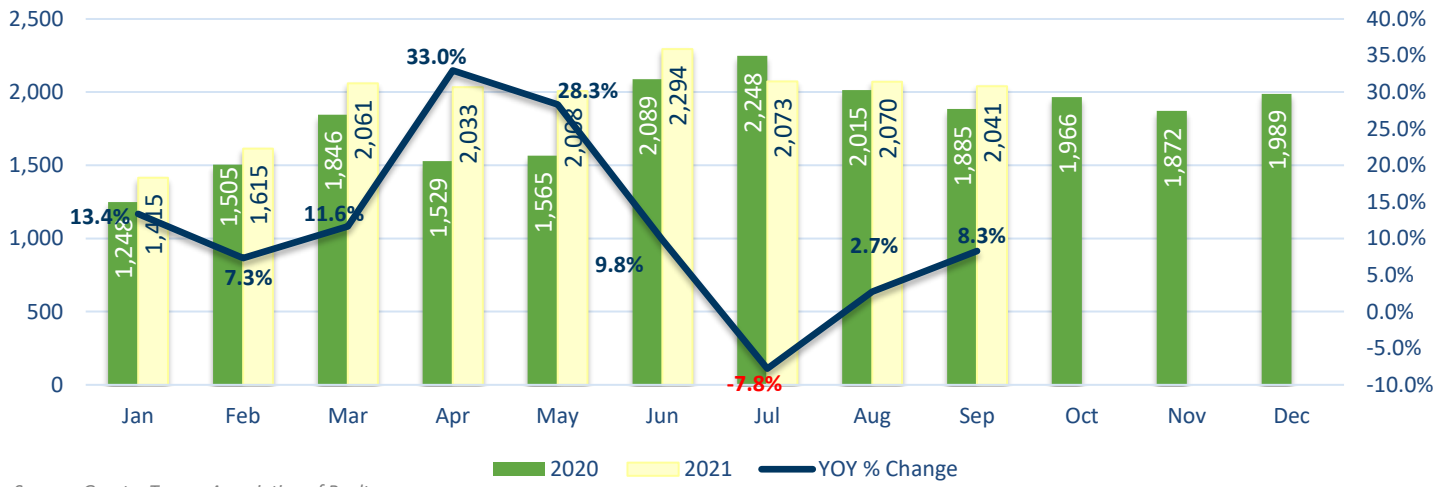
Source: National Mortgage News | Zillow February 2021



Zillow based its list of the hottest 2021 markets on a survey of 113 economist, investment strategists and real estate experts, conducted by Pulsenomics. In the past year, the combination of low inventory and interest rates holding near historic lows created an increase in buying. This shift is driving people to choose a city by entertainment options. Tampa has proved that with their winning sports teams, along with a huge influx of improvements in residential neighborhoods.

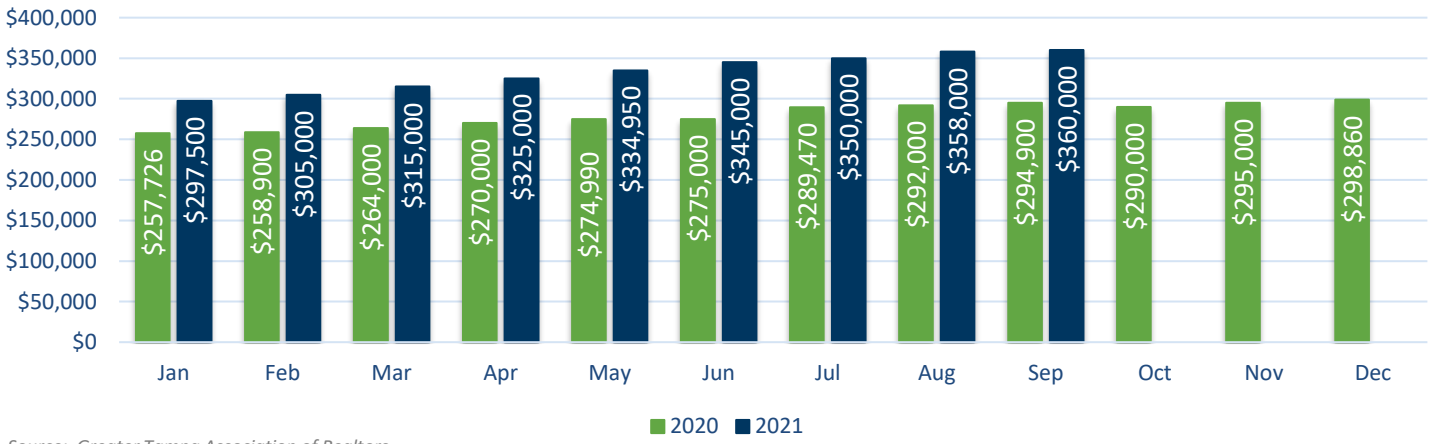
<https://www.nationalmortgagenews.com/list/the-12-hottest-u-s-housing-markets-in-2021>

Hillsborough County Single Family Home Sales 2020 vs 2021



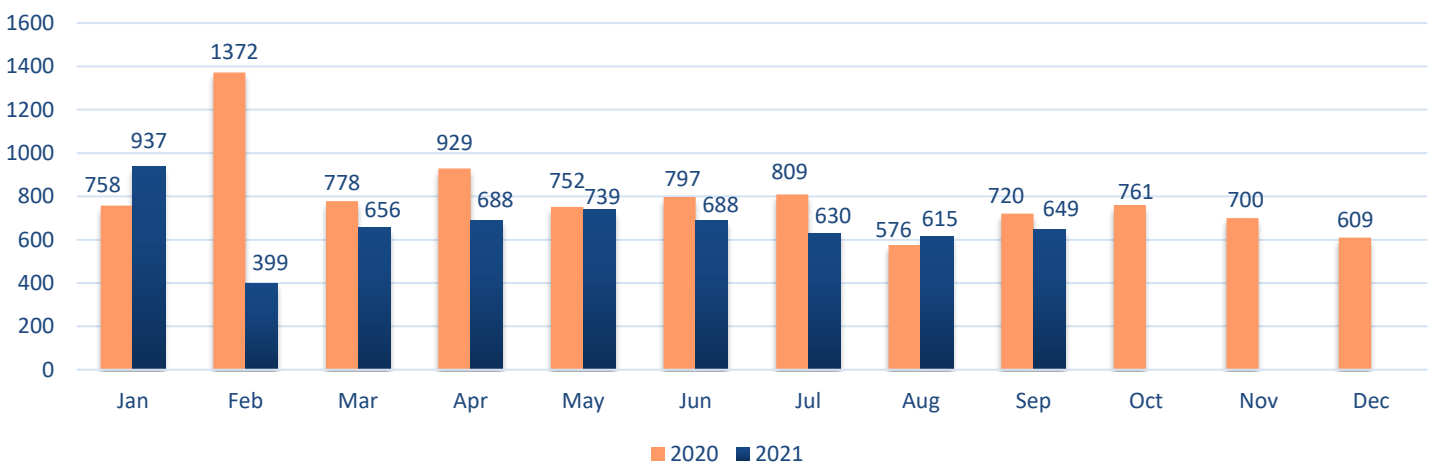
Source: Greater Tampa Association of Realtors

Hillsborough County Median Home Prices 2020 vs 2021



Source: Greater Tampa Association of Realtors

Hillsborough County Single Family Building Permits 2020 vs 2021



Source: U.S. Census Bureau