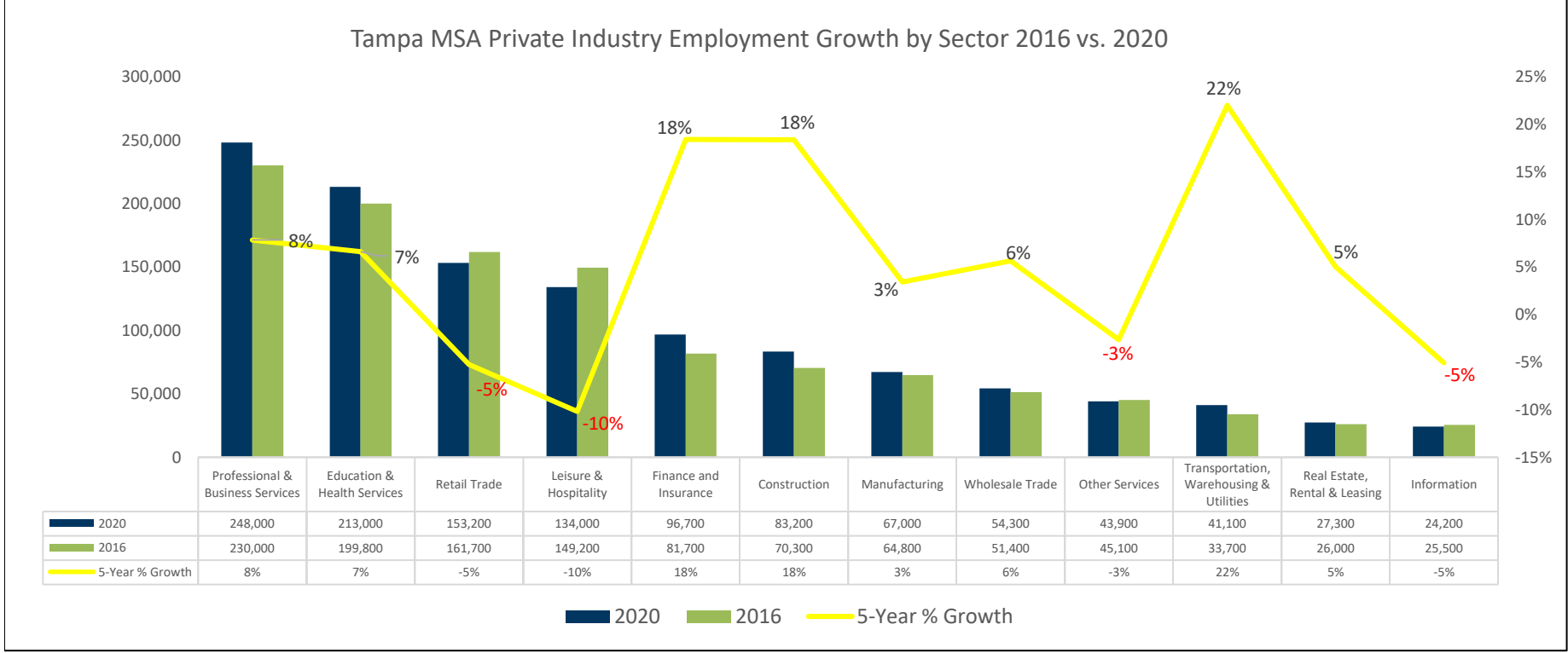
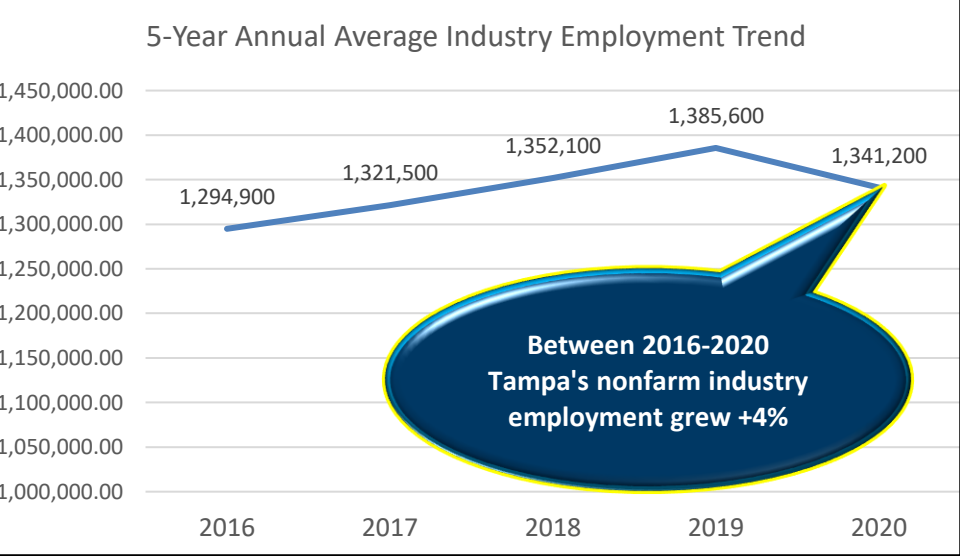
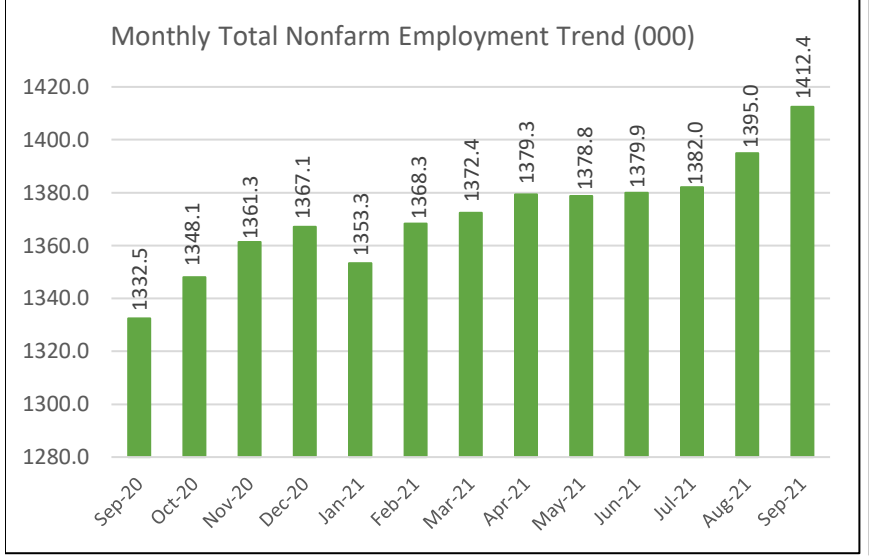
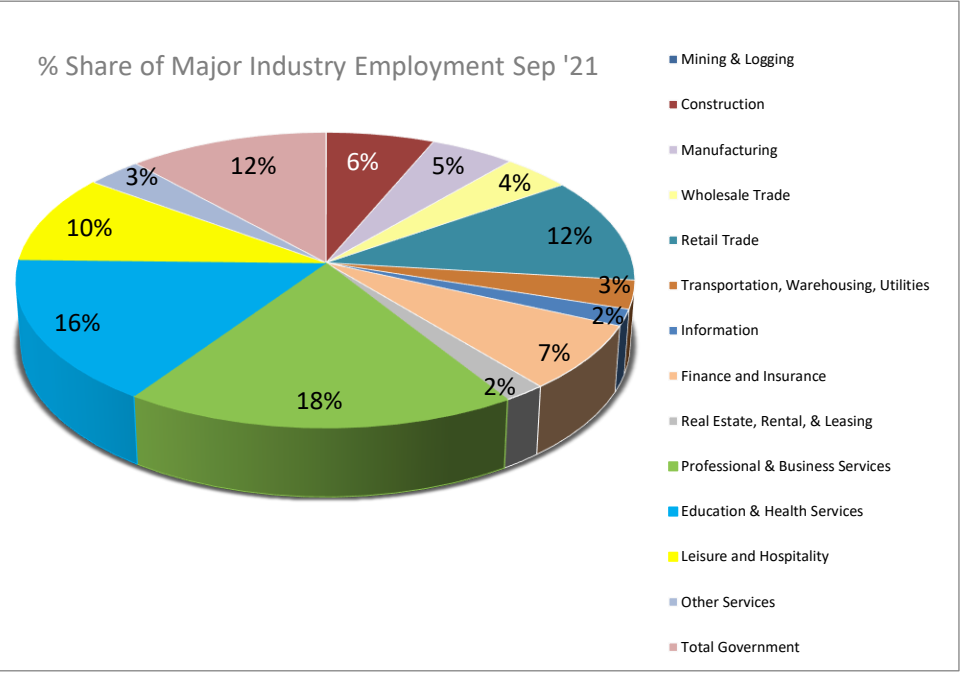


In September 2021, 23 out of 24 metros in Florida had over-the-year job gains. Metros with the largest gains were Orlando (+7.0 percent), Tampa (+6.0 percent), and Miami Beach-Kendall (+5.6 percent). The Villages was the only metro with a loss of 100 jobs. Industries gaining the most jobs in Tampa over last year include professional and business services (+26,800), leisure and hospitality (+24,900), trade, transportation and utilities (+9,500) and education and health services (+7,000). Year-over-year Tampa added 79,900 jobs and 17,400 were added month-over-month. Professional and business services and education and health services currently account for 34% of the industry share.

TAMPA MSA MAJOR INDUSTRY EMPLOYMENT			
	Sep-20	Sep-21	% Chg
Mining & Logging	300	300	0.0%
Construction	84,200	86,100	2.3%
Manufacturing	66,200	67,500	2.0%
Wholesale Trade	53,800	56,800	5.6%
Retail Trade	153,600	158,000	2.9%
Transportation, Warehousing, Utilities	41,400	43,500	5.1%
Information	23,900	25,200	5.4%
Finance and Insurance	96,800	100,400	3.7%
Real Estate, Rental, & Leasing	26,800	28,500	6.3%
Professional & Business Services	246,200	273,000	10.9%
Education & Health Services	210,900	217,900	3.3%
Leisure and Hospitality	129,200	154,100	19.3%
Other Services	42,800	49,400	15.4%
Total Government	156,400	151,700	-3.0%
<b>Total Jobs</b>	<b>1,332,500</b>	<b>1,412,400</b>	<b>6.0%</b>



Source: U.S. Bureau of Labor Statistics/Florida DEO Not Seasonally Adjusted and subject to change