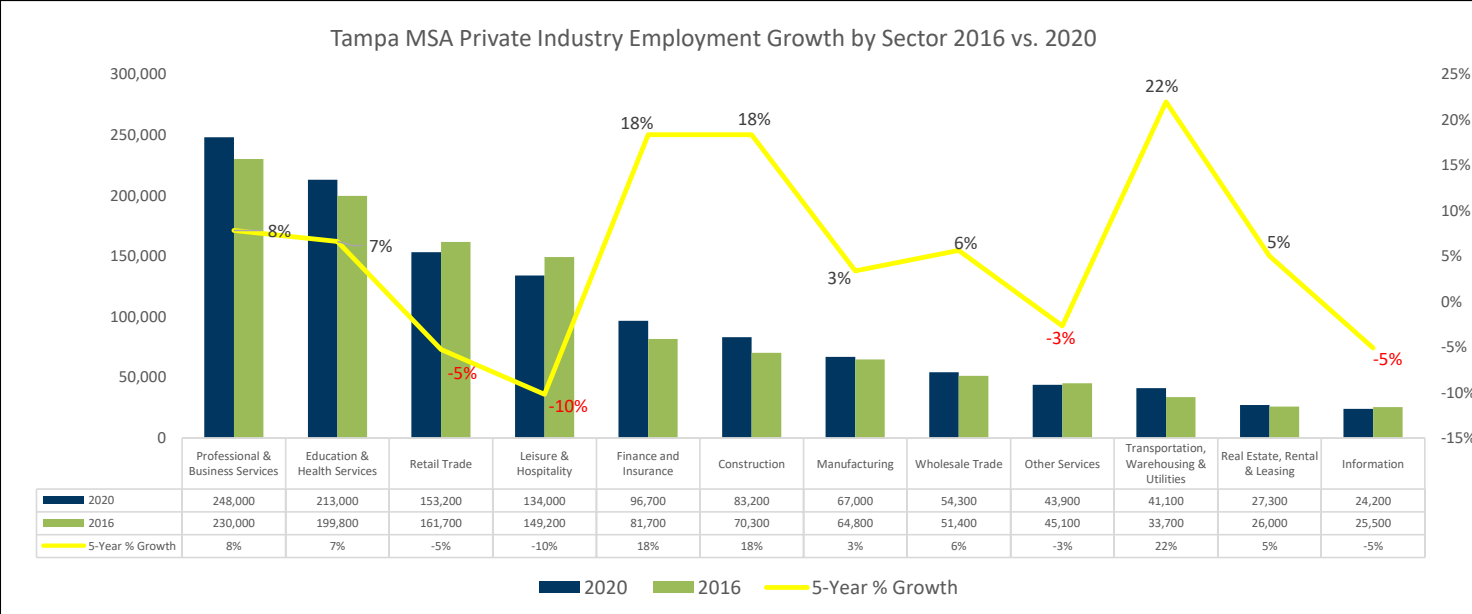
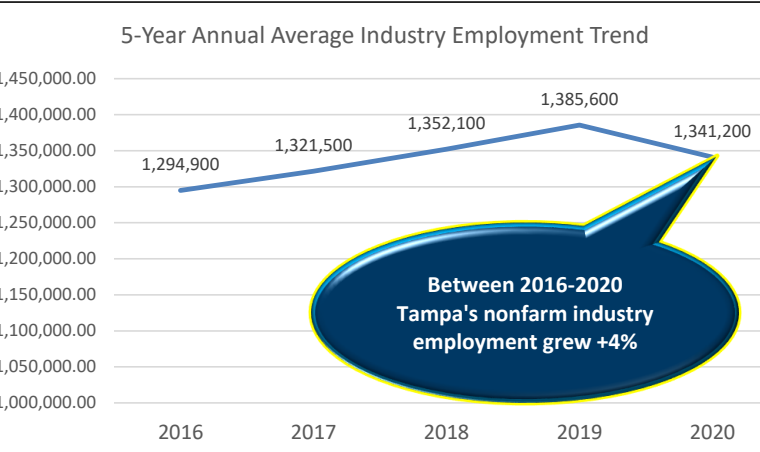
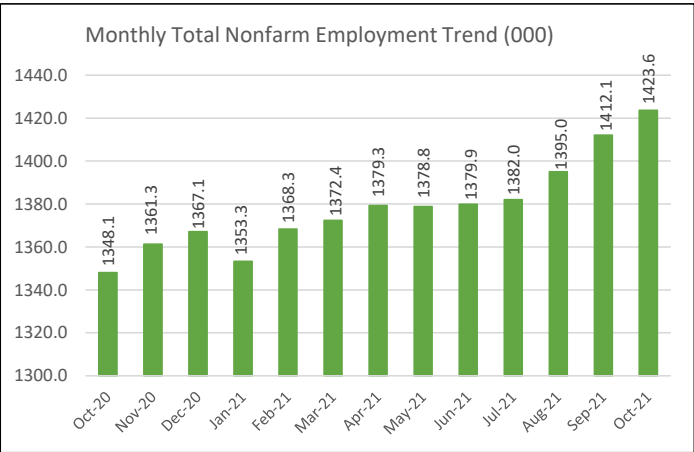
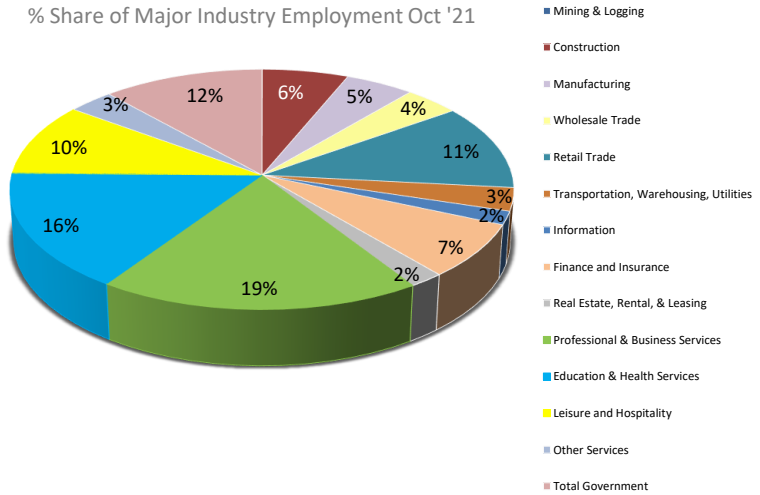


In October 2021, 23 out of 24 metros in Florida had over-the-year job gains. Metros with the largest gains were Orlando (+7.0 percent), Tampa (+5.6 percent), and Miami Beach-Kendall (+6.2 percent). The Villages had no change in employment. Industries gaining the most jobs in Tampa over last year include professional and business services (+23,000), leisure and hospitality (+22,300), trade, transportation and utilities (+9,200) and education and health services (+8,500). Year-over-year Tampa added 75,500 jobs and 11,500 were added month-over-month. Professional and business services and education and health services currently account for 35% of the industry share.

TAMPA MSA MAJOR INDUSTRY EMPLOYMENT			
	Oct-20	Oct-21	% Chg
Mining & Logging	300	400	33.3%
Construction	83,400	86,600	3.8%
Manufacturing	66,600	67,600	1.5%
Wholesale Trade	53,700	56,400	5.0%
Retail Trade	155,400	160,200	3.1%
Transportation, Warehousing, Utilities	41,900	43,600	4.1%
Information	24,100	25,600	6.2%
Finance and Insurance	98,500	100,300	1.8%
Real Estate, Rental, & Leasing	27,100	29,400	8.5%
Professional & Business Services	250,700	273,700	9.2%
Education & Health Services	212,600	221,100	4.0%
Leisure and Hospitality	133,200	155,500	16.7%
Other Services	44,300	51,100	15.3%
Total Government	156,300	152,100	-2.7%
<b>Total Jobs</b>	<b>1,348,100</b>	<b>1,423,600</b>	<b>5.6%</b>



Source: U.S. Bureau of Labor Statistics|Florida DEO Not Seasonally Adjusted and subject to change