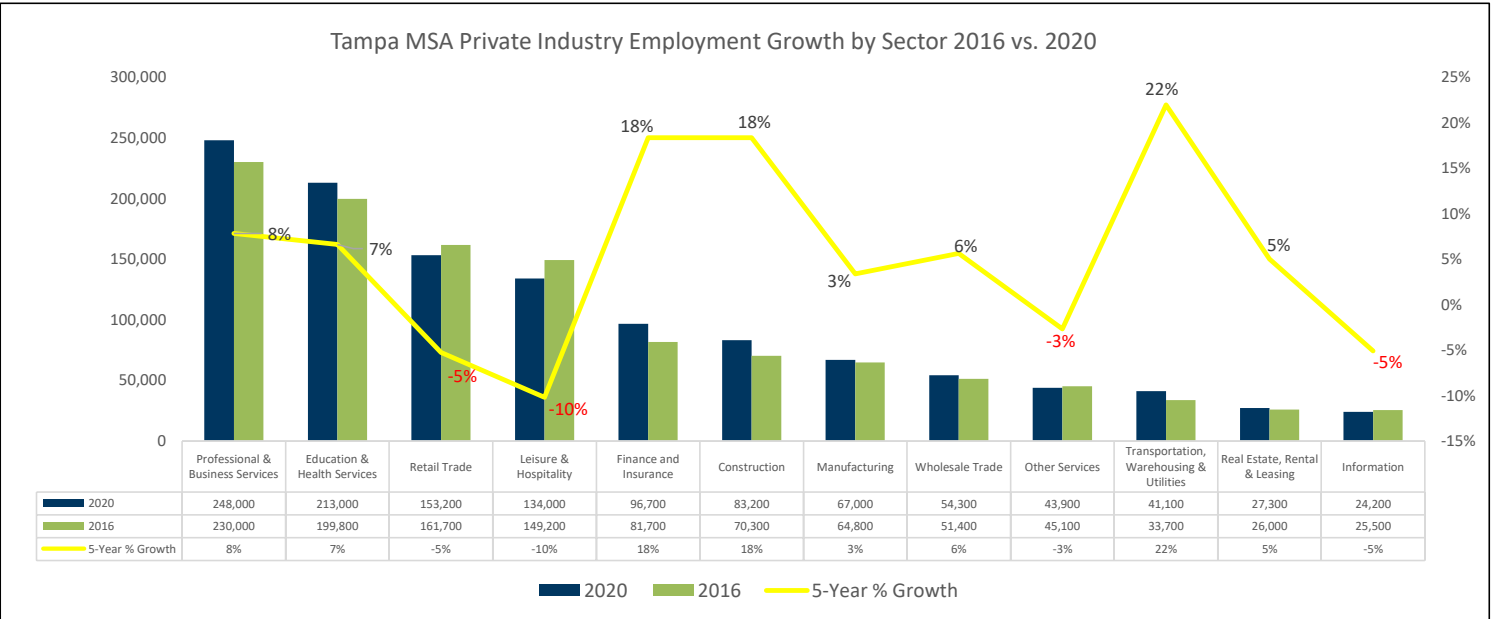
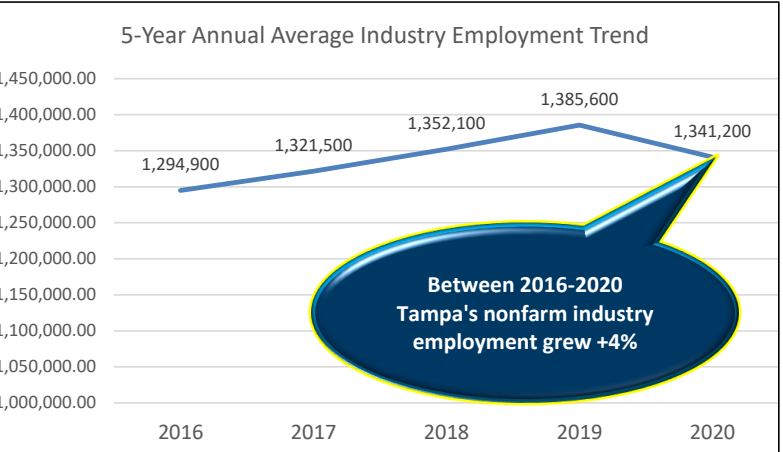
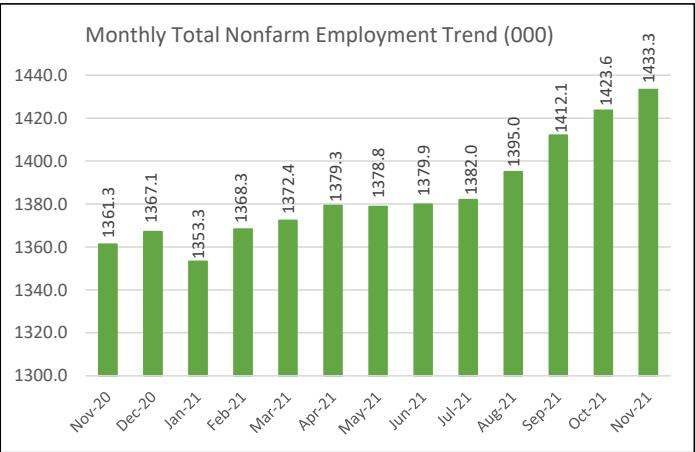
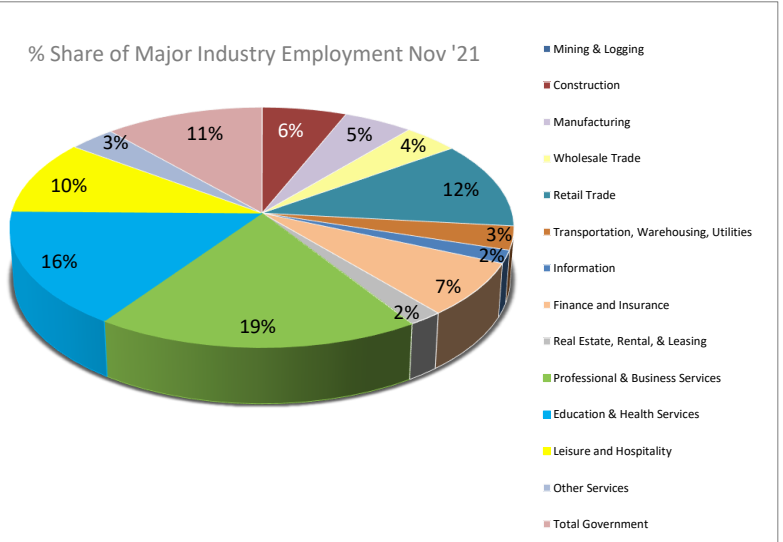


In November 2021, all 24 metros in Florida had over-the-year job gains. Metros with the largest gains were Orlando (+7.7 percent), Tampa (+5.3 percent), and Miami Beach-Kendall (+6.2 percent). Industries gaining the most jobs in Tampa over last year include professional and business services (+18,900), leisure and hospitality (+18,700), trade, transportation and utilities (+10,900) and education and health services (+9,000). Year-over-year Tampa added 72,000 jobs and 10,100 were added month-over-month. Professional and business services and education and health services currently account for 35% of the industry share.

TAMPA MSA MAJOR INDUSTRY EMPLOYMENT			
	Nov-20	Nov-21	% Chg
Mining & Logging	300	300	0.0%
Construction	82,400	87,500	6.2%
Manufacturing	67,700	67,800	0.1%
Wholesale Trade	54,500	57,800	6.1%
Retail Trade	158,700	164,500	3.7%
Transportation, Warehousing, Utilities	43,300	45,100	4.2%
Information	23,900	24,800	3.8%
Finance and Insurance	99,300	102,000	2.7%
Real Estate, Rental, & Leasing	26,900	29,200	8.6%
Professional & Business Services	254,700	273,600	7.4%
Education & Health Services	212,700	221,700	4.2%
Leisure and Hospitality	135,400	154,100	13.8%
Other Services	45,600	50,700	11.2%
Total Government	155,900	154,200	-1.1%
Total Jobs	1,361,300	1,433,300	5.3%



Source: U.S. Bureau of Labor Statistics/Florida DEO Not Seasonally Adjusted and subject to change