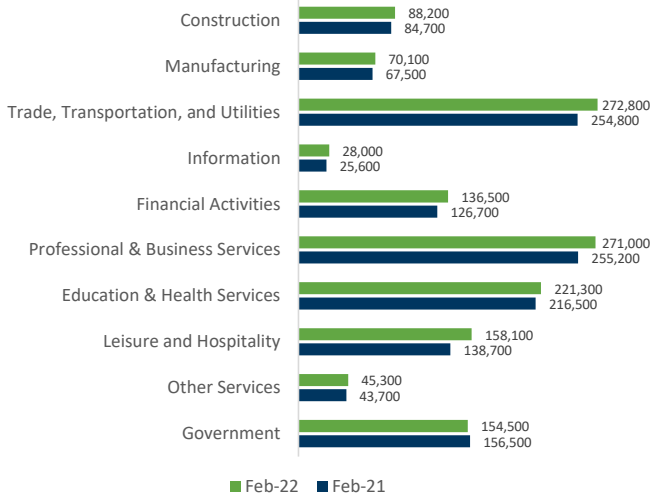
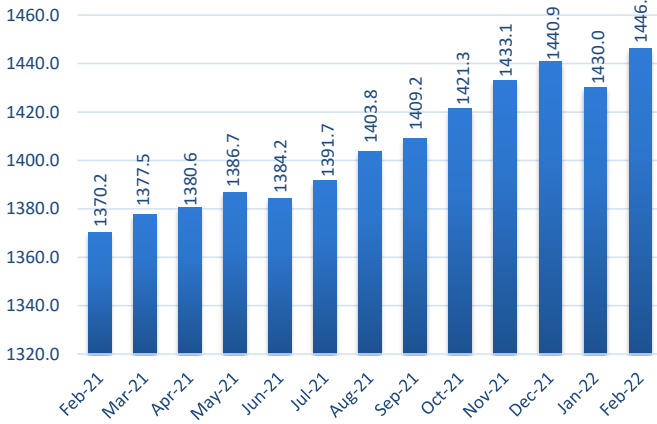


Tampa's total nonfarm payroll employment rose 75,900 or 5.5% since February 2021. Florida metros with the largest gains were Orlando (+112,700), Miami Beach-Kendall (+81,700) and Tampa (+75,900). Industries gaining the most jobs in Tampa over last year include leisure and hospitality (+19,400), trade, transportation, and utilities (+18,000), and professional and business services (+15,800). Professional and business services, trade, transportation, and utilities and education and health services currently account for 53% of the industry share.

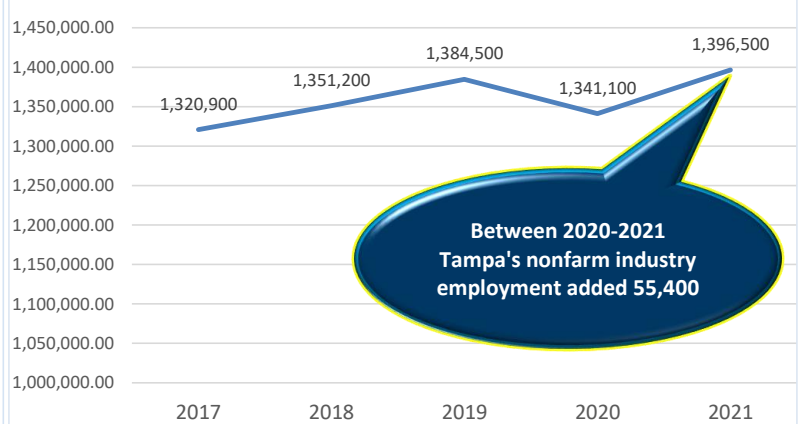
TAMPA MSA INDUSTRY EMPLOYMENT YOY



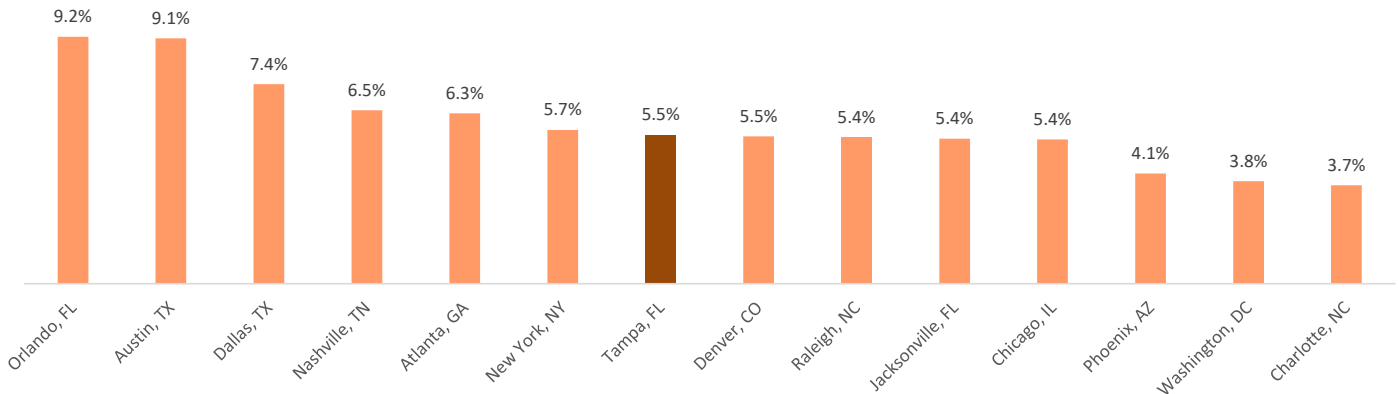
Monthly Total Nonfarm Employment Trend (000)



5-Year Annual Average Industry Employment Trend



Total Nonfarm Employment Change by Metro February 2021 to February 2022



Source: U.S. Bureau of Labor Statistics|Florida DEO Not Seasonally Adjusted and subject to change