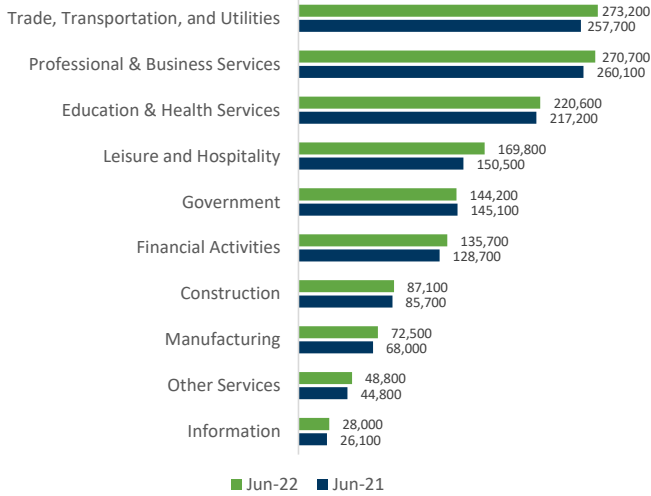
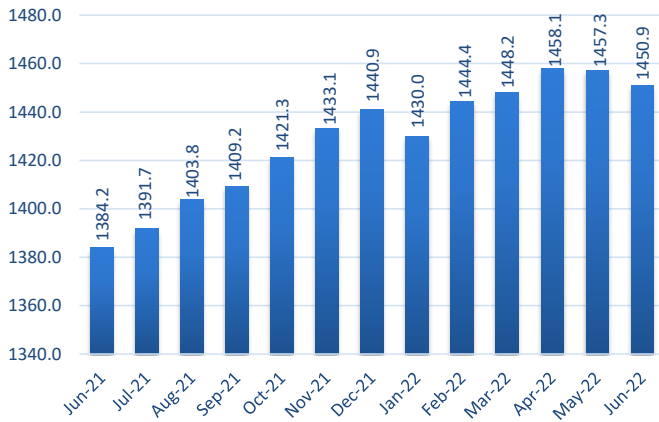


Tampa's total nonfarm payroll employment increased to 66,700 or 4.8% since June 2021. Other Florida metros with the largest gains were Miami-Miami Beach-Kendall (+84,600 jobs, +7.3%) and Orlando (+83,100 jobs, +6.6%). Industries gaining the most jobs in Tampa over last year include leisure and hospitality (+19,300), trade, transportation, and utilities (+15,500), and professional and business services (+10,600). Retail trade sector (which is included in trade, transportation, and utilities supersector) added 7,000 jobs year-over-year. Professional and business services, trade, transportation, and utilities and education and health services currently account for 53% of the industry share.

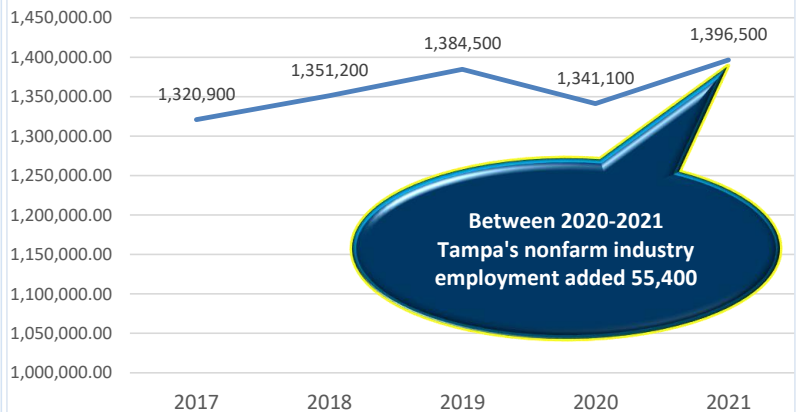
TAMPA MSA INDUSTRY EMPLOYMENT YOY



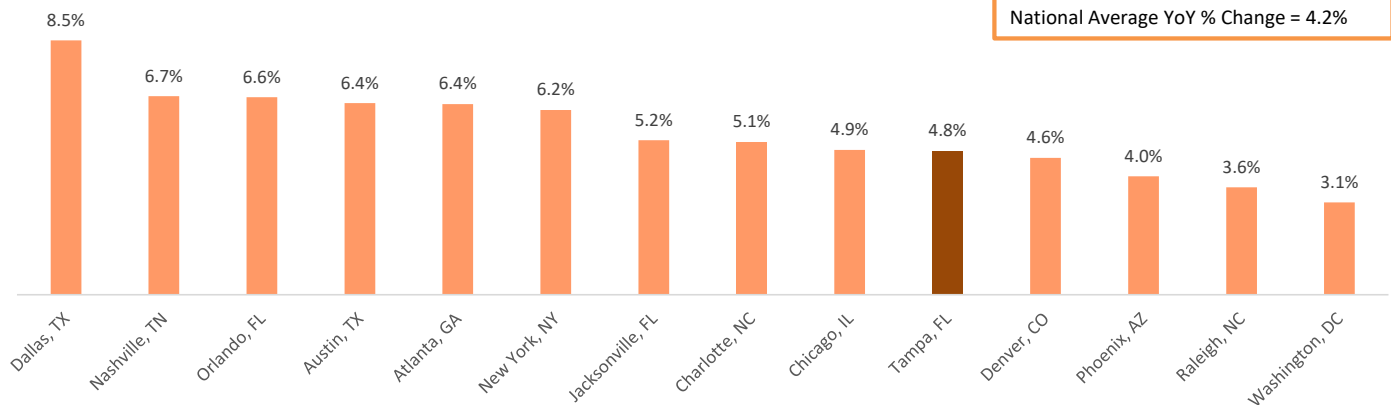
Monthly Total Nonfarm Employment Trend (000)



5-Year Annual Average Industry Employment Trend



Total Nonfarm Employment % Change by Metro June 2021 to June 2022



Source: U.S. Bureau of Labor Statistics|Florida DEO Not Seasonally Adjusted and subject to change

This report was produced by the Tampa Bay EDC Research Department. For more information visit