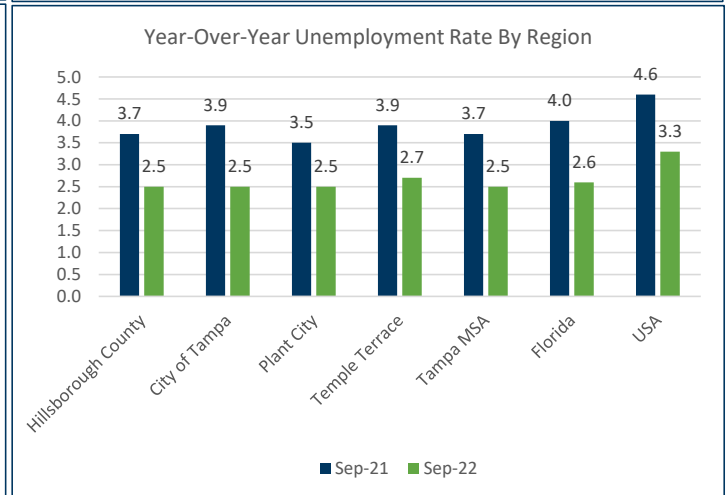
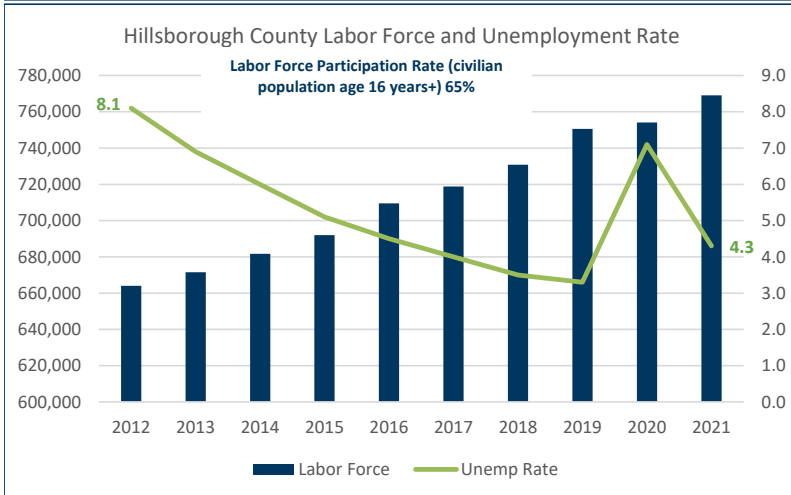
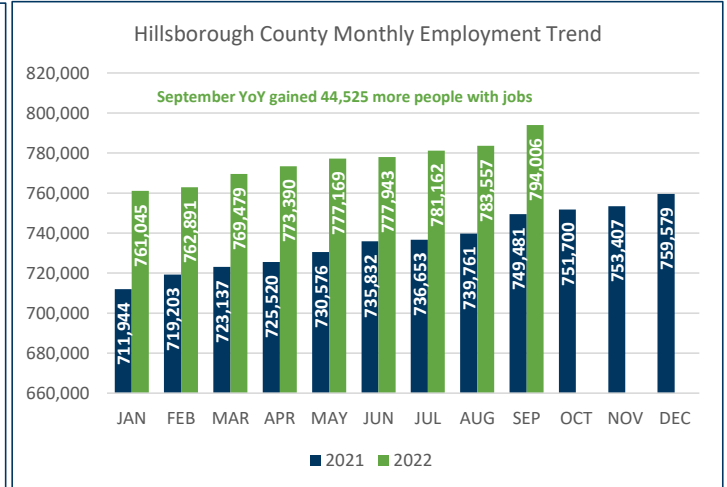
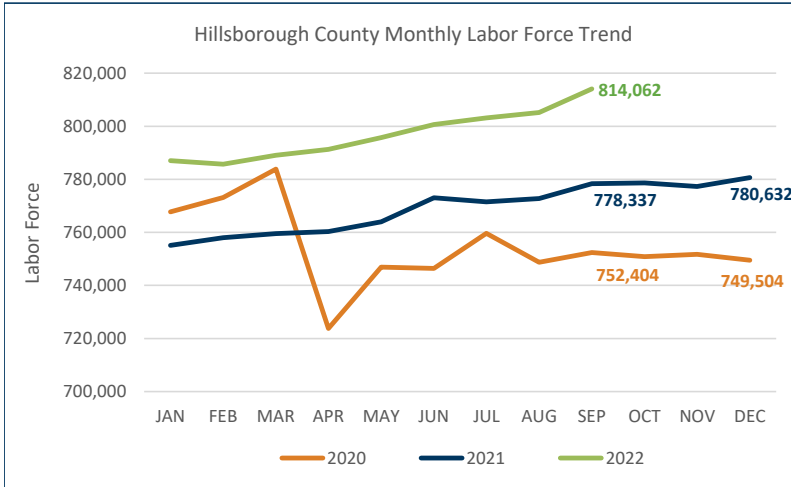
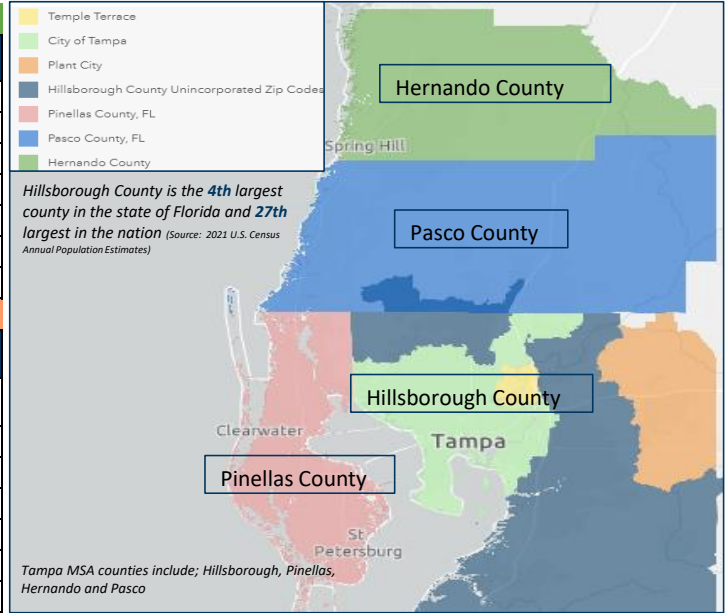


| EMPLOYMENT     |                      |                      |                     |                    |
|----------------|----------------------|----------------------|---------------------|--------------------|
| Region         | Employment (Sep '21) | Employment (Sep '22) | YoY Total Gain/Loss | YoY Percent Change |
| Hillsborough   | 749,481              | 794,006              | 44,525              | 5.9%               |
| Tampa          | 202,332              | 214,352              | 12,020              | 5.9%               |
| Plant City     | 19,386               | 20,537               | 1,151               | 5.9%               |
| Temple Terrace | 14,452               | 15,311               | 859                 | 5.9%               |
| Tampa MSA      | 1,536,604            | 1,627,837            | 91,233              | 5.9%               |
| Florida        | 10,017,000           | 10,540,000           | 523,000             | 5.2%               |
| United States  | 154,026,000          | 159,003,000          | 4,977,000           | 3.2%               |

| LABOR FORCE    |                       |                       |                     |                    |
|----------------|-----------------------|-----------------------|---------------------|--------------------|
| Region         | Labor Force (Sep '21) | Labor Force (Sep '22) | YoY Total Gain/Loss | YoY Percent Change |
| Hillsborough   | 778,337               | 814,062               | 35,725              | 4.6%               |
| Tampa          | 210,552               | 219,954               | 9,402               | 4.5%               |
| Plant City     | 20,097                | 21,055                | 958                 | 4.8%               |
| Temple Terrace | 15,035                | 15,728                | 693                 | 4.6%               |
| Tampa MSA      | 1,595,527             | 1,669,945             | 74,418              | 4.7%               |
| Florida        | 10,430,000            | 10,816,000            | 386,000             | 3.7%               |
| United States  | 161,392,000           | 164,463,000           | 3,071,000           | 1.9%               |



Source: Florida Department of Economic Opportunity and U.S. Bureau of Labor Statistics Not Seasonally Adjusted | Data revised on April 15, 2022 by BLS  
 is report was produced by Tampa Bay EDC Research. For more information visit the Tampa EDC website Data Center: [Tampa EDC](https://www.tampaedc.com)

Call us at 813-218-3300