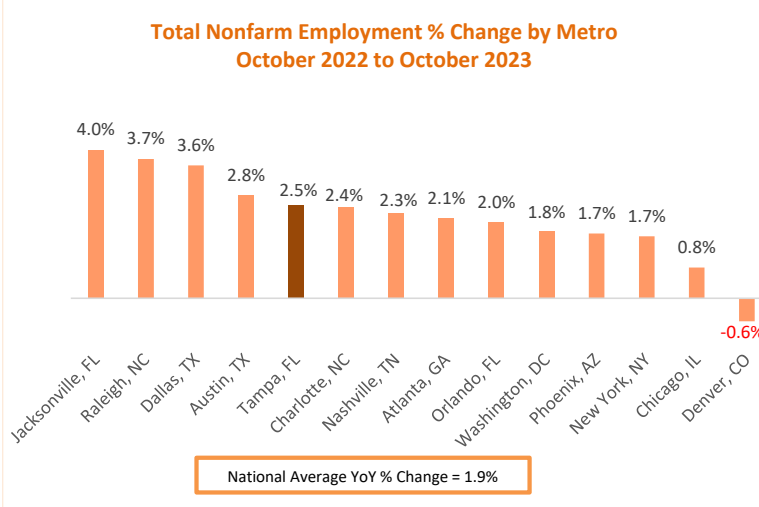
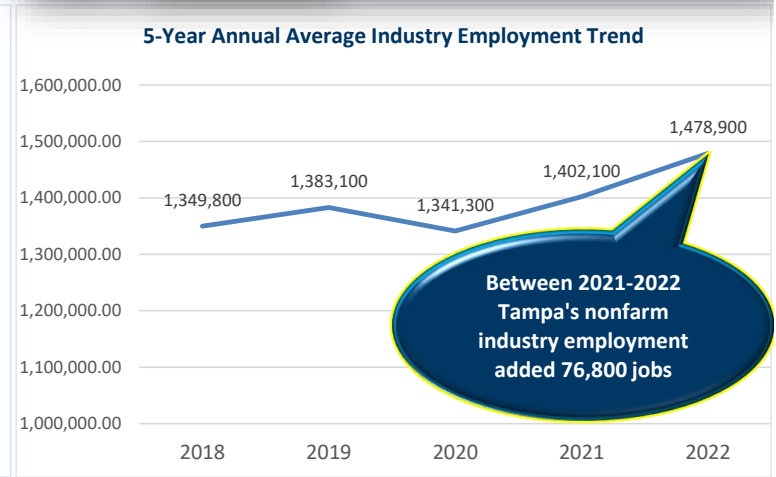
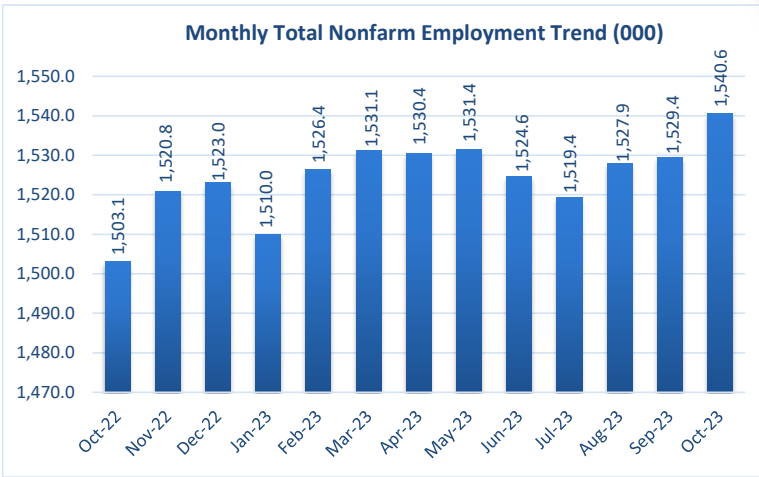
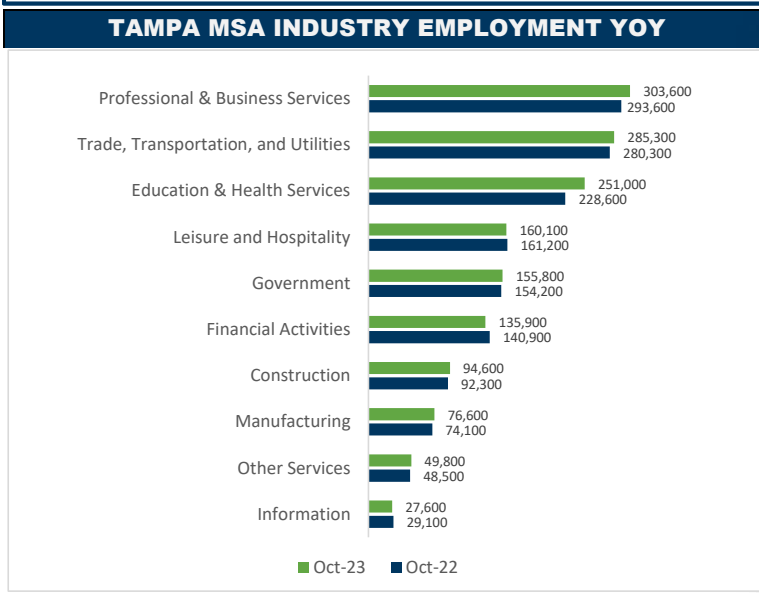


Tampa's total nonfarm payroll employment had the second largest increase in the state of Florida adding over 37,500 new jobs for a gain of 4.0% since October 2022. Other Florida metros with the largest gains were Miami-Miami Beach-Kendall (+44,300 jobs, +3.5%) and Jacksonville (+31,200 jobs, +4.0%). Industries gaining the most jobs in Tampa over last year include education and health services (+22,400), professional and business services (+10,000) and trade, transportation and utilities (+5,000). Professional and business services, trade, transportation, and utilities, and education and health services currently account for 54% of the industry share. In the past five years, employment in the Tampa MSA grew 9.6% - more than the state of Florida and the nation.



### 5-Year Annual Nonfarm Employment Growth By Region

Between 2018 and 2022 nonfarm employment in the Tampa MSA and Hillsborough County grew more than the state of Florida and the nation

Annual Nonfarm Employment Not Seasonally Adjusted				
Year	National	Florida	Tampa MSA	Hillsborough County
2018	148,908,000	8,780,500	1,349,800	686,050
2019	150,904,000	8,964,400	1,383,100	707,611
2020	142,186,000	8,524,200	1,341,300	683,615
2021	146,285,000	8,917,100	1,402,100	713,110
2022	152,575,000	9,423,200	1,478,900	749,607
<b>5-Year Growth</b>	<b>2.5%</b>	<b>7.3%</b>	<b>9.6%</b>	<b>9.3%</b>

Source: U.S. Bureau of Labor Statistics