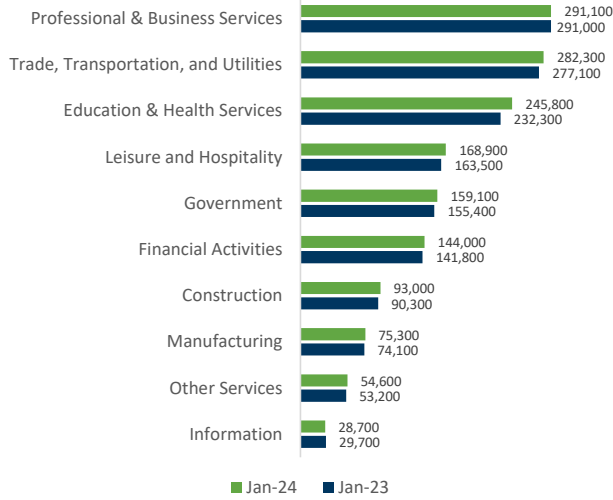
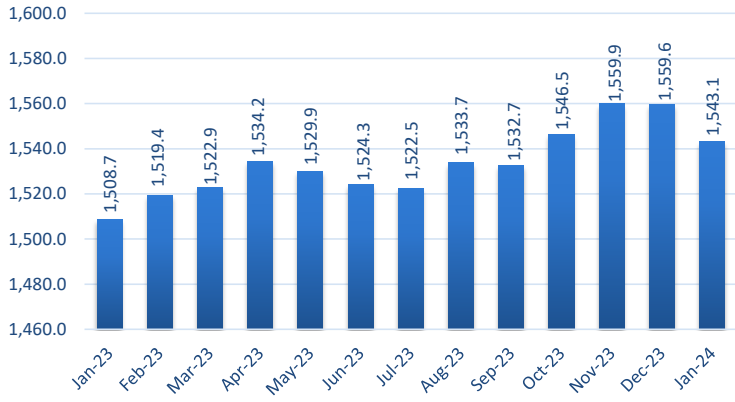


Tampa's total nonfarm payroll employment was among the largest over-the year job gains in the state of Florida adding 34,400 new jobs for a gain of 2.3% since January 2023. Other Florida metros with the largest gains were Miami-Miami Beach-Kendall (+47,000 jobs, +3.7%) and Orlando-Kissimmee-Sanford (+31,000 jobs, +2.2%). Industries gaining the most jobs in Tampa over last year include education and health services (+13,500), leisure and hospitality (+5,400) and trade, transportation and utilities (+5,200). Professional and business services, trade, transportation, and utilities, and education and health services currently account for 53% of the industry share. In the past five years, employment in the Tampa MSA grew 10.5% - more than the state of Florida and the nation.

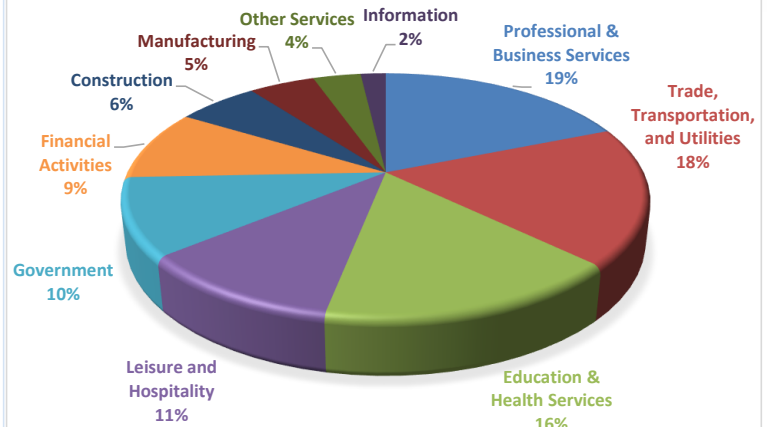
TAMPA MSA INDUSTRY EMPLOYMENT YOY



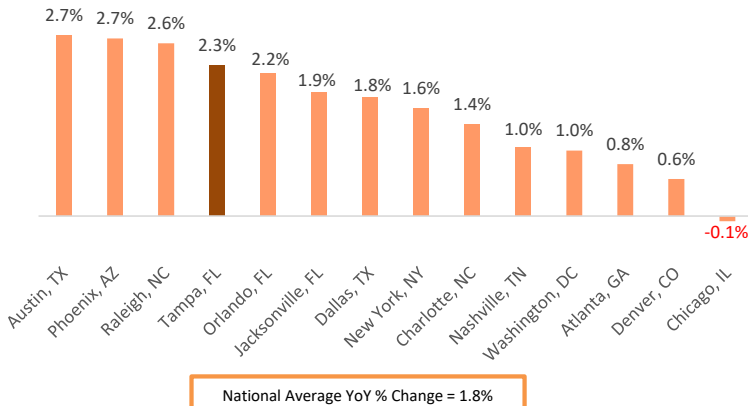
Monthly Total Nonfarm Employment Trend (000)



JANUARY 2024 INDUSTRY SHARE



Total Nonfarm Employment % Change by Metro January 2023 to January 2024



5-Year Annual Nonfarm Employment Growth By Region

Between 2019 and 2023 nonfarm employment in the Tampa MSA and Hillsborough County grew faster than the state of Florida and the nation

Annual Nonfarm Employment Not Seasonally Adjusted				
Year	National	Florida	Tampa MSA	Hillsborough County
2019	150,904,000	8,974,300	1,387,100	707,611
2020	142,186,000	8,535,400	1,345,600	683,615
2021	146,285,000	8,929,300	1,406,800	713,110
2022	152,520,000	9,438,300	1,483,900	749,607
2023	156,051,000	9,754,900	1,532,900	774,804
5-Year Growth	3.4%	8.7%	10.5%	9.5%

Source: U.S. Bureau of Labor Statistics

Hillsborough County based on Jan-Sep 2023 prelim average