

Where people are moving from to Hillsborough County, Florida



Photo Credit: Keir Magoulas, Florida Aquarium and Visit Tampa



Tampa Riverwalk ranks #2 among USA Today's 'America's Top 10 Riverwalks'



The ACS 5-Year Migration Flow

What is the American Community Survey Migration Flow?

- The migration flows are derived from the household and group quarter locations sampled in the American Community Survey (ACS) and the responses to the migration questions on the questionnaire.
- Group quarters include people living in correctional institutions, juvenile detention facilities, nursing homes, other long-term care facilities, college dorms, military facilities and other noninstitutionalized facilities.
- Migration flow refers to residents moving from one geography to another.
- Each year the U.S. Census Bureau releases migration flow tables for selected geographic summary levels based on the ACS 5-year dataset.
- County-to-county migration flow estimates have been produced every 5-years beginning with 2005-2009.
- Do you know what state residents moved from to live in Hillsborough County consecutively for more a decade?



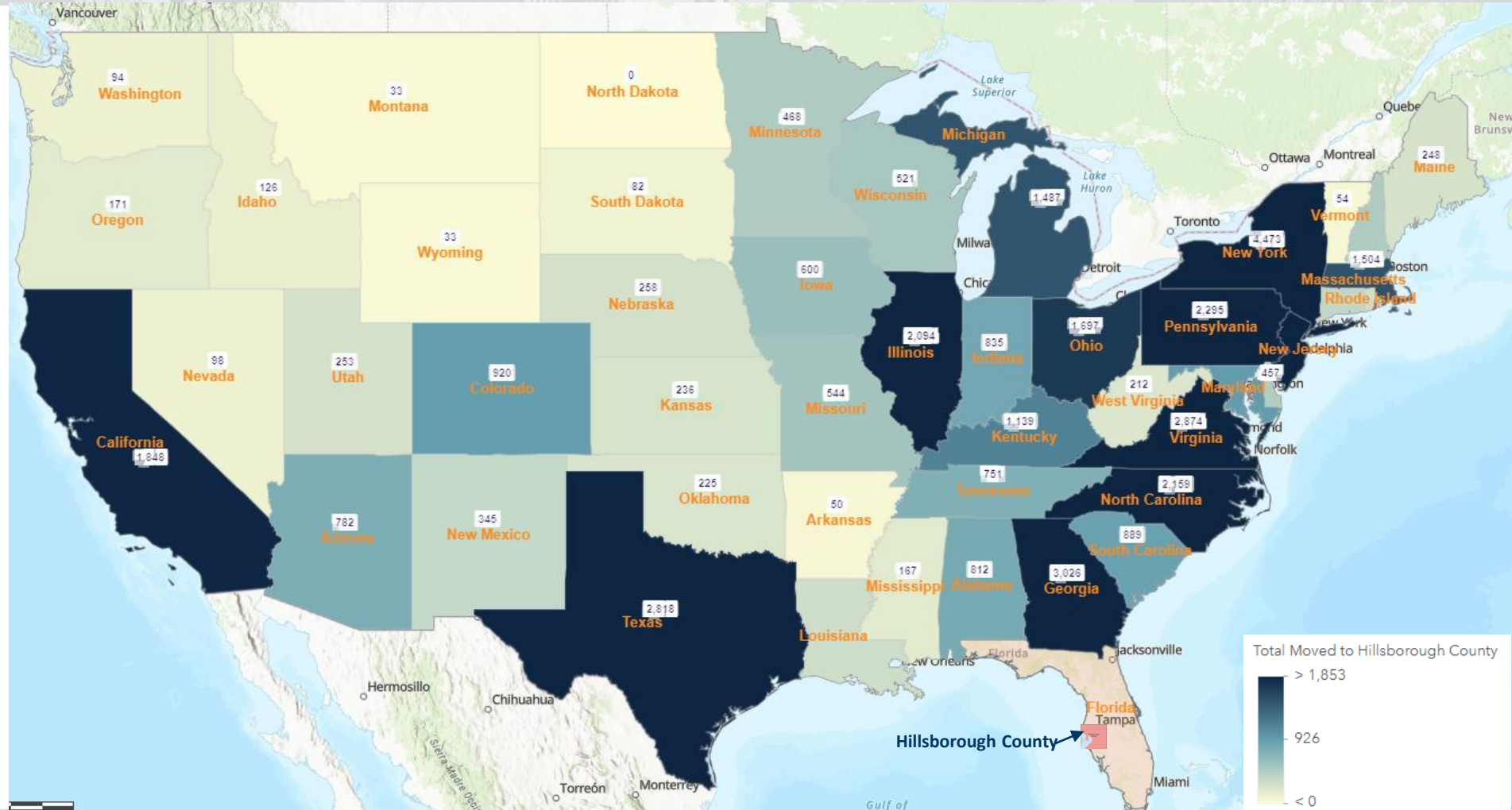
Over 43,000 Residents Moved to Hillsborough County, FL From a Different State

Some reasons why people are moving:

- ✓ New job opportunities
- ✓ Increased work flexibility
- ✓ Lifestyle
- ✓ Closer to family

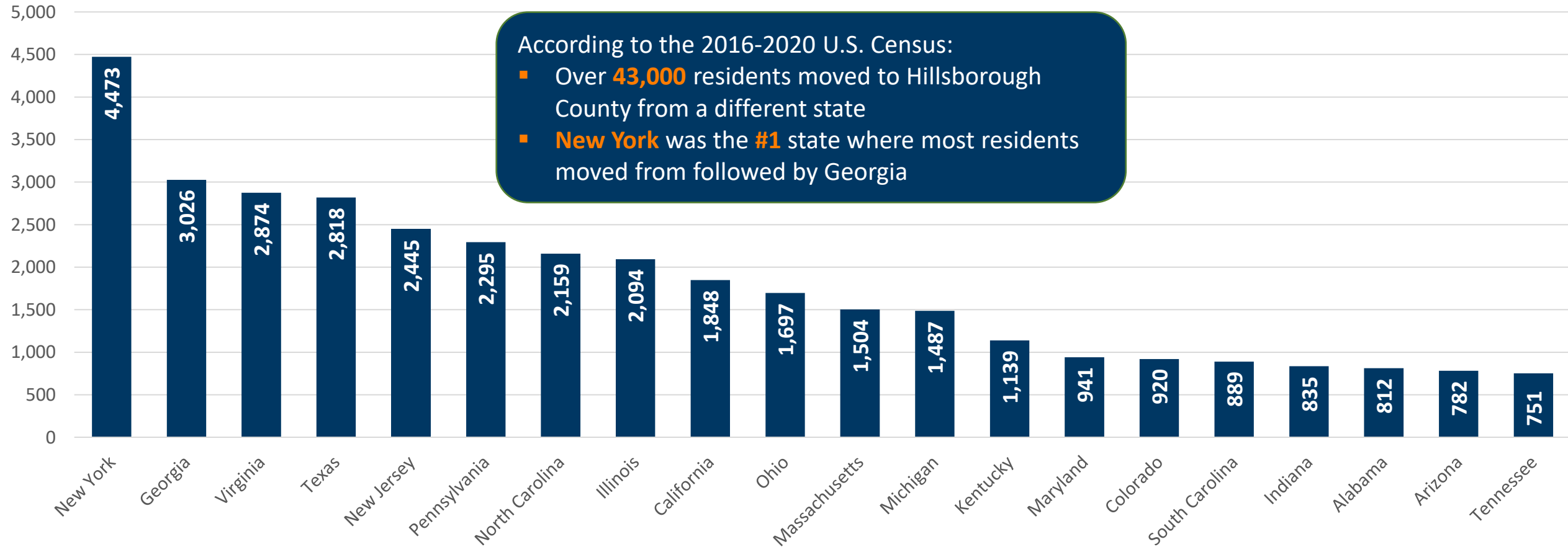
Top 10 states residents moved from to Hillsborough County:

- ✓ New York 4,473
- ✓ Georgia 3,026
- ✓ Virginia 2,874
- ✓ Texas 2,818
- ✓ New Jersey 2,445
- ✓ Pennsylvania 2,295
- ✓ North Carolina 2,159
- ✓ Illinois 2,094
- ✓ California 1,848
- ✓ Ohio 1,697



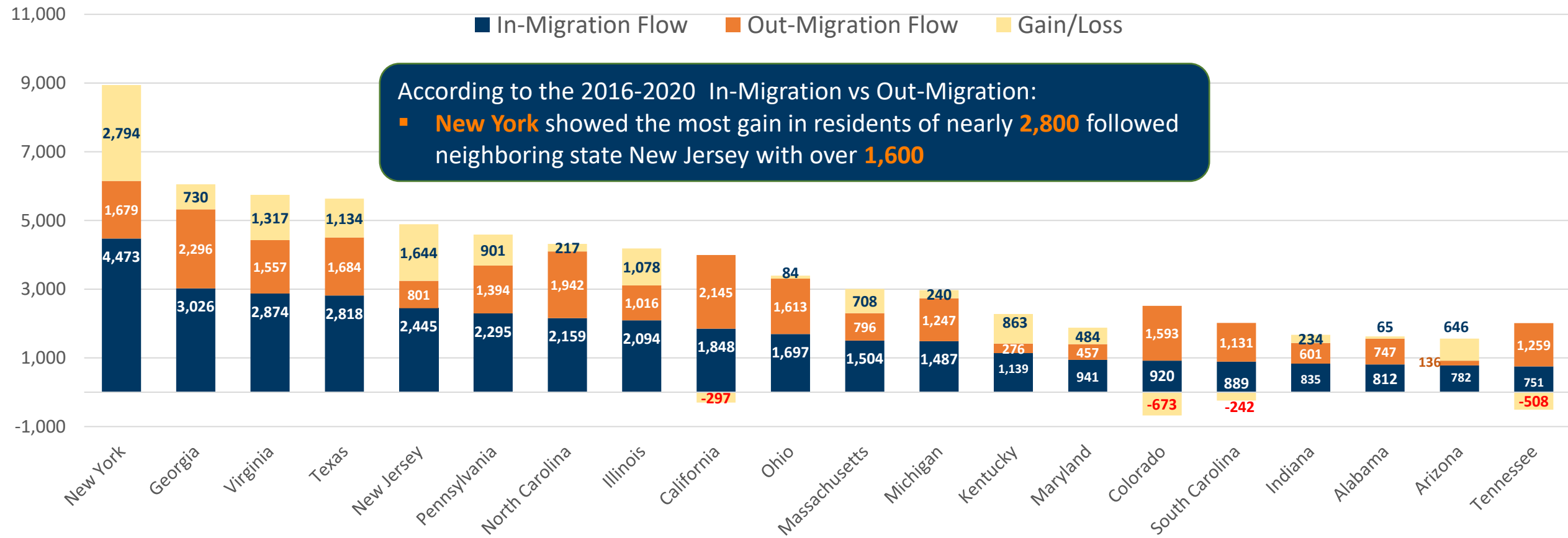
Top 20 States Residents Moved From To Hillsborough County, FL

In-Migration Flow



Top 20 States Residents Moved To Hillsborough County versus Total Residents Moved Out

In-Migration vs. Out-Migration Flow



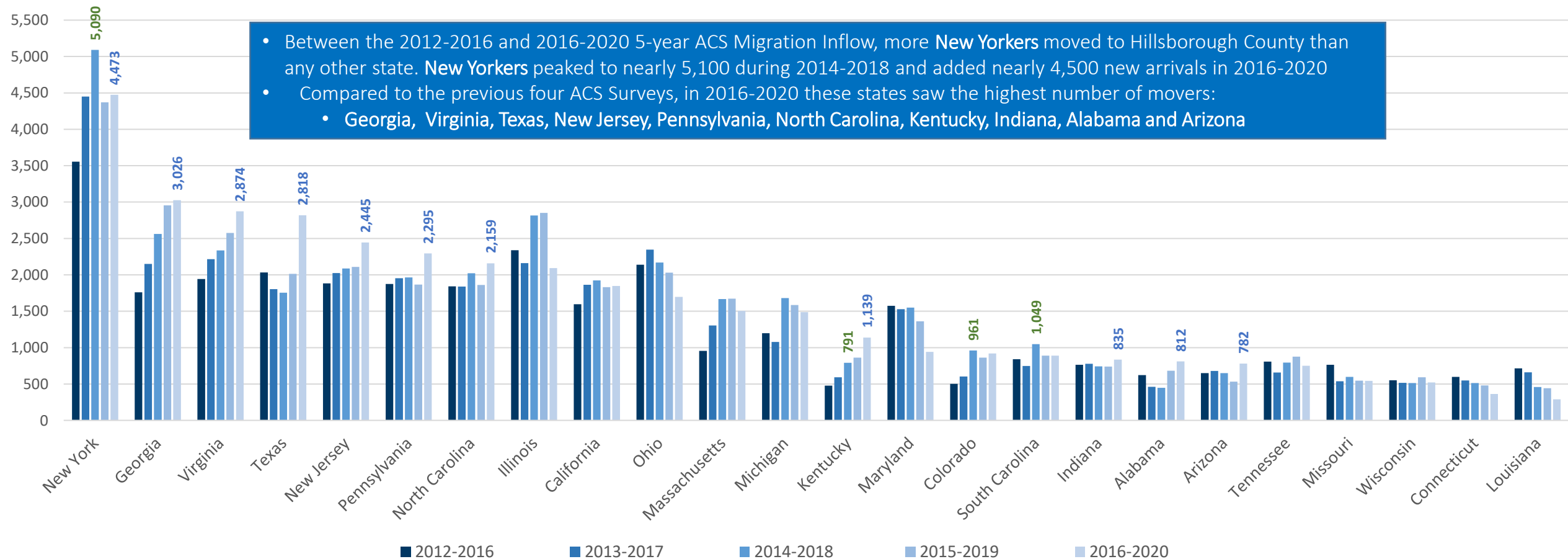
According to the 2016-2020 In-Migration vs Out-Migration:

- **New York** showed the most gain in residents of nearly **2,800** followed neighboring state New Jersey with over **1,600**

States With Consistent Movers

Top 24 States Residents Came From Consistently During Each 5-Year ACS Migration Inflow

- Between the 2012-2016 and 2016-2020 5-year ACS Migration Inflow, more **New Yorkers** moved to Hillsborough County than any other state. **New Yorkers** peaked to nearly 5,100 during 2014-2018 and added nearly 4,500 new arrivals in 2016-2020
- Compared to the previous four ACS Surveys, in 2016-2020 these states saw the highest number of movers:
 - Georgia, Virginia, Texas, New Jersey, Pennsylvania, North Carolina, Kentucky, Indiana, Alabama and Arizona



New Yorkers Have Flocked to Hillsborough County more than a Decade

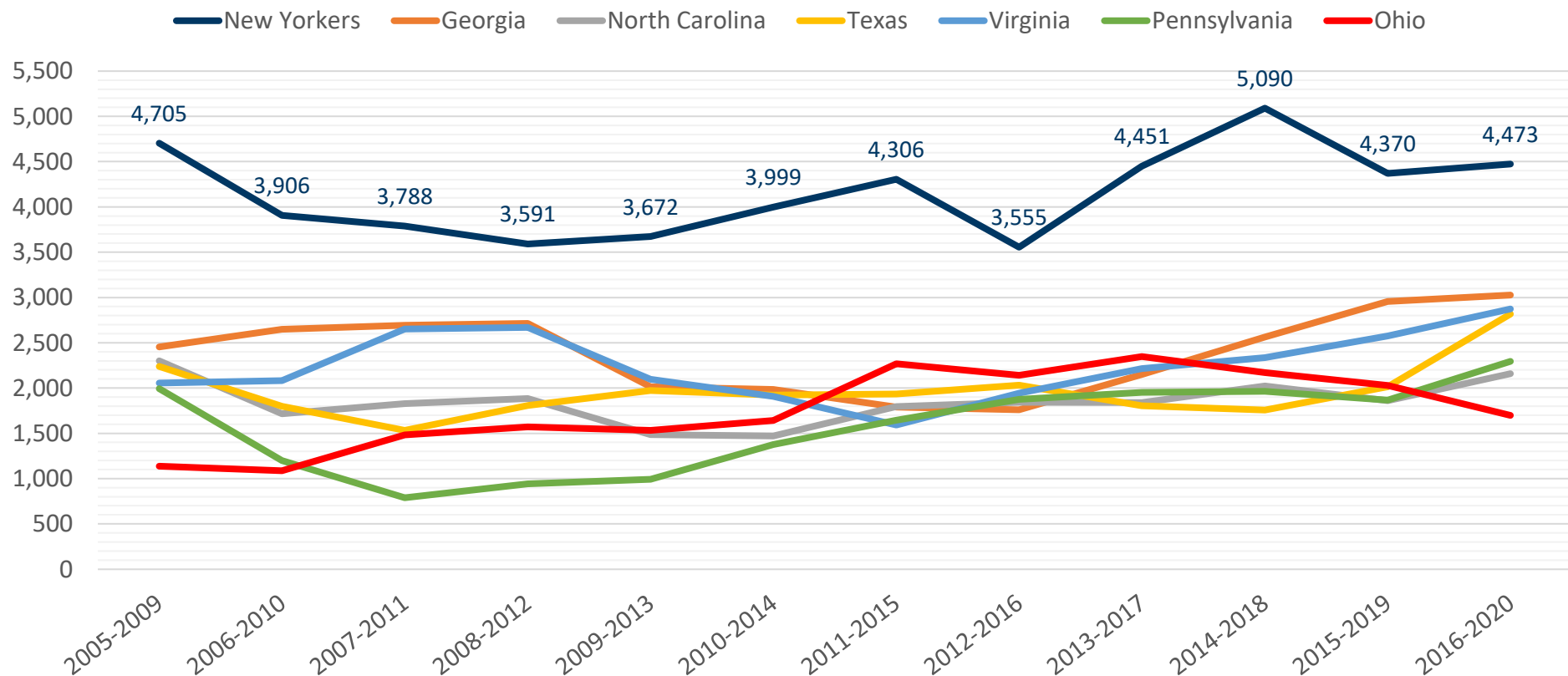
Anyone who has lived in the Tampa/Hillsborough County area for a number of years has already guessed where the majority of people are coming from.

According to the [2021 United Van Lines annual national movers study](#) these are the top ten states people are fleeing:

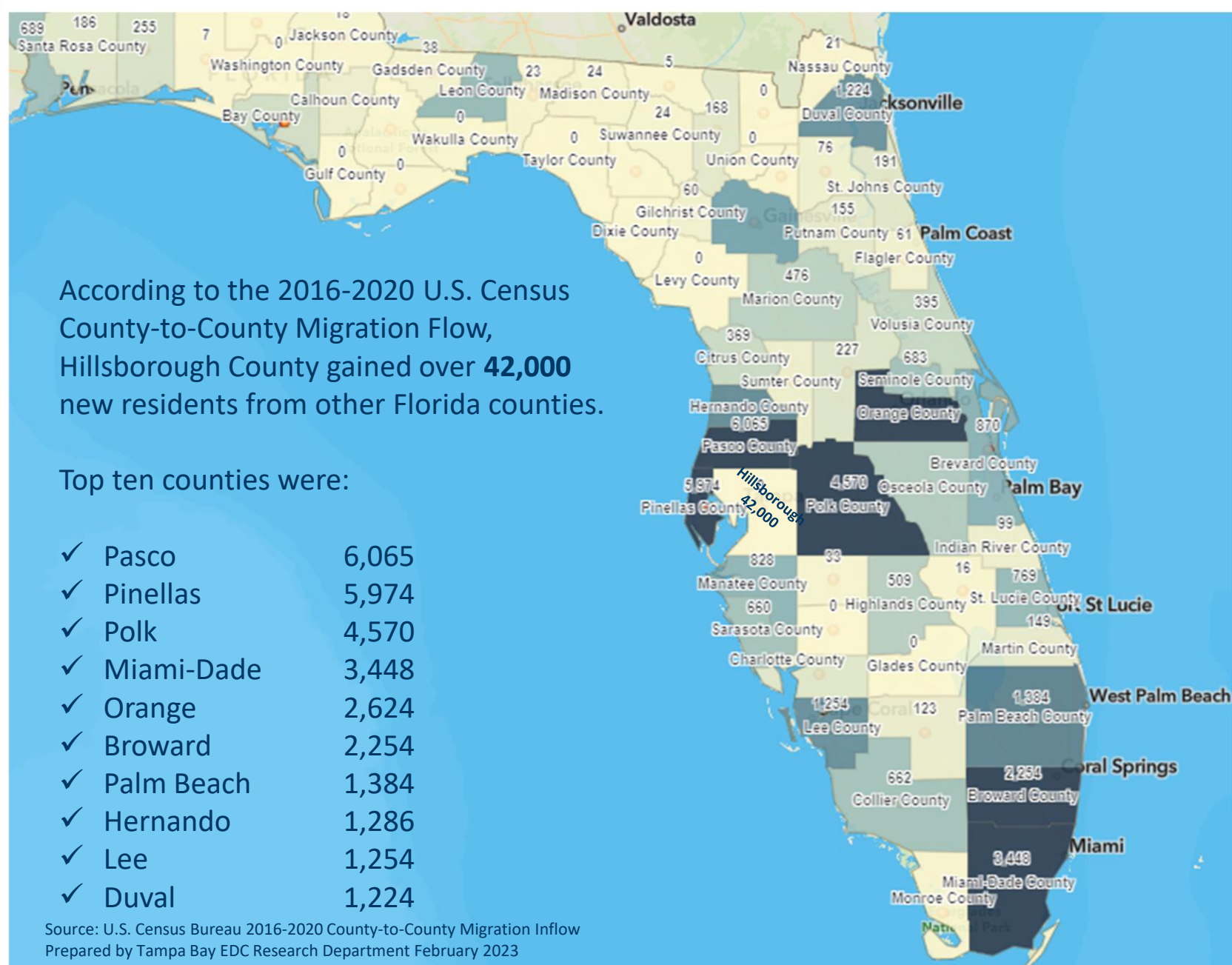
- **California**
- **New York**
- **Illinois**
- **Pennsylvania**
- **Massachusetts**
- Washington
- **Colorado**
- **Indiana**
- **Michigan**
- Wisconsin

States in bold are the same states moving here

New York has been the #1 state residents moved from to live in Hillsborough County since the first 5-year survey began in 2005-2009

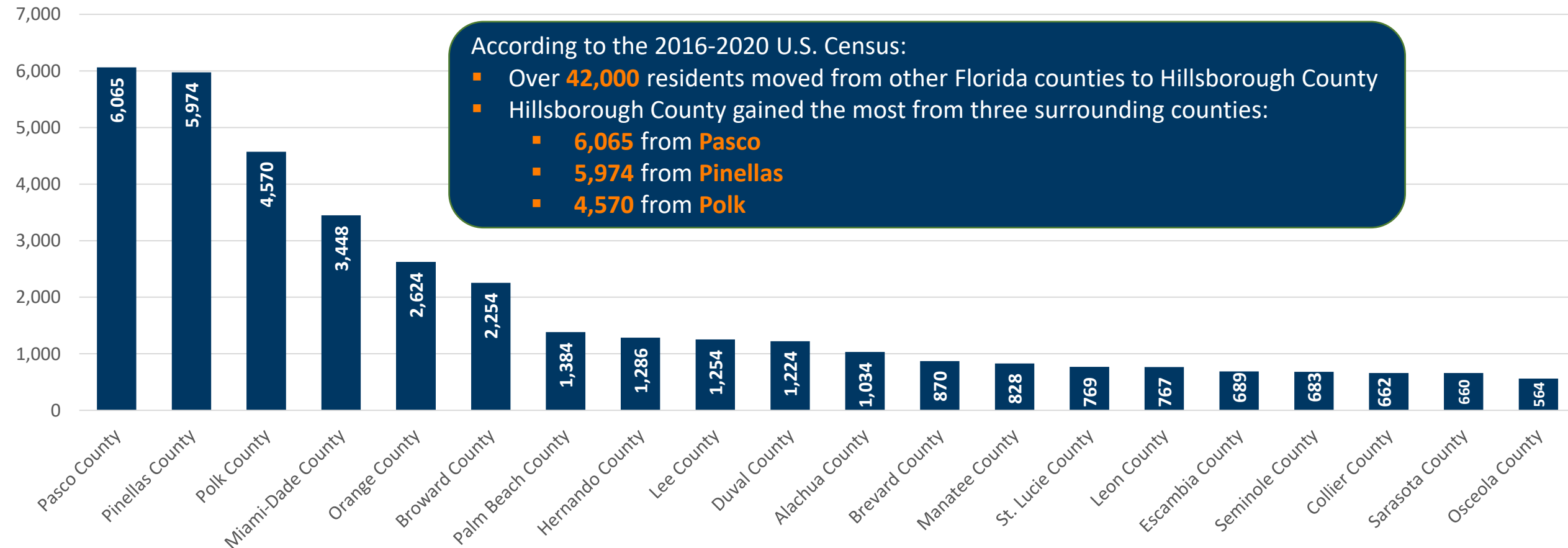


Top Florida Counties Residents Moved From To Hillsborough County



Top Florida counties that had the most residents move to Hillsborough County

Florida County-to-County In-Migration Flow



Florida Counties Moving Trend

Top 20 Florida Counties Residents Came From During Each 5-Year ACS Migration Inflow

