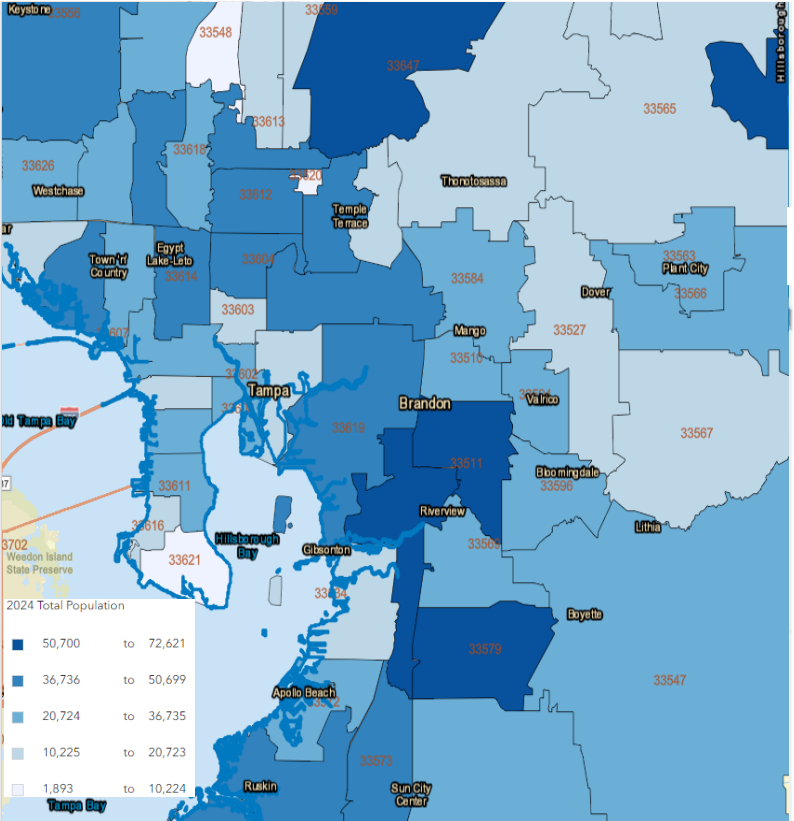



POPULATION TRENDS AND KEY INDICATORS

Hillsborough County, FL



POPULATION BY AGE



■ Under 18 (20.9%)
 ■ Ages 18 to 64 (63.0%)
 ■ Aged 65+ (16.1%)

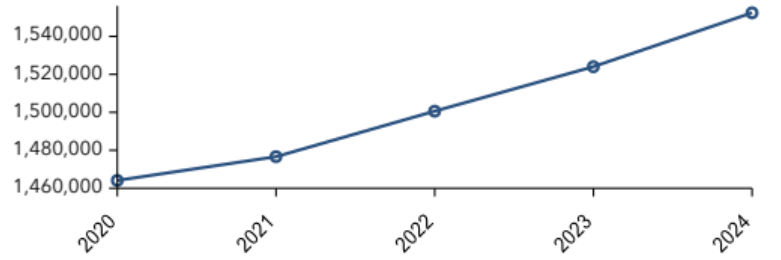
1,552,366	597,022	2.54	38.2	\$76,222	\$400,237	95	75	81
Population	Households	Avg Size Household	Median Age	Median Household Income	Median Home Value	Wealth Index	Housing Affordability	Diversity Index

Language Spoken (ACS)	Age 5-17	18-64	Age 65+	Total
English Only	171,441	628,350	161,963	961,754
Spanish	50,757	232,171	38,795	321,723
Spanish & English Well	47,869	172,154	23,893	
Spanish & English Not Well	2,295	37,245	7,367	46,907
Indo-European	5,803	36,990	7,868	81,588
Indo-European & English Well	5,369	34,053	6,098	
Indo-Euro & English Not Well	128	2,113	1,000	3,241
Asian-Pacific Island	4,058	24,011	4,306	32,375
Asian-Pacific Isl & English Well	3,825	20,854	2,658	
Asn-Pacific Isl & English Not Well	206	2,444	1,097	3,747
Other Language	3,387	11,910	1,683	16,980
Other Language & English Well	3,123	11,166	1,406	
Other Lang. & English Not Well	177	509	56	742

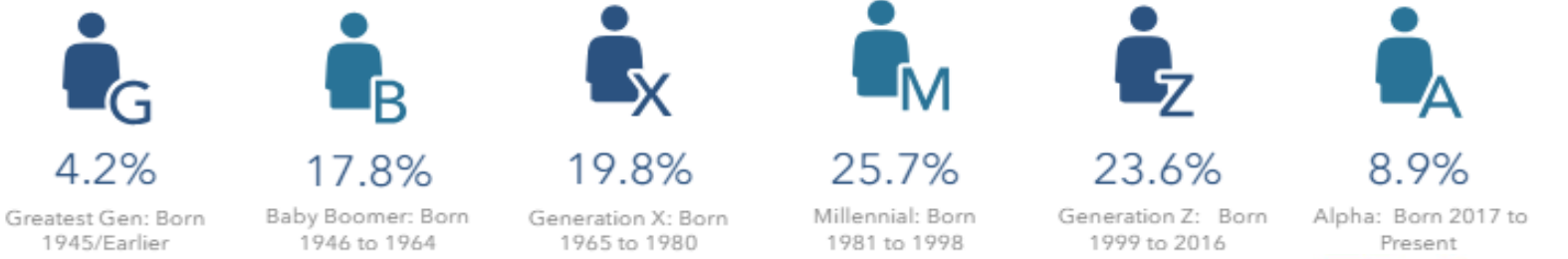
POPULATION BY GENDER



Historical Trends: Population



POPULATION BY GENERATION

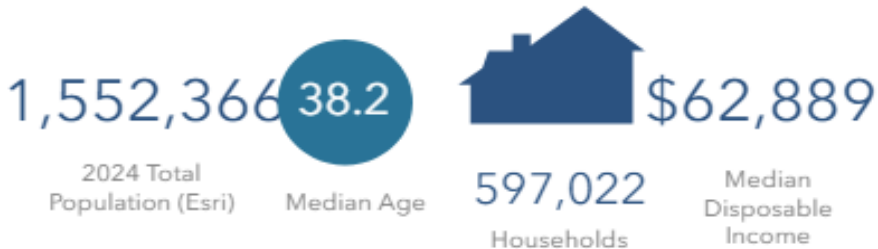


DEMOGRAPHIC SUMMARY

Hillsborough County, FL

Geography: County

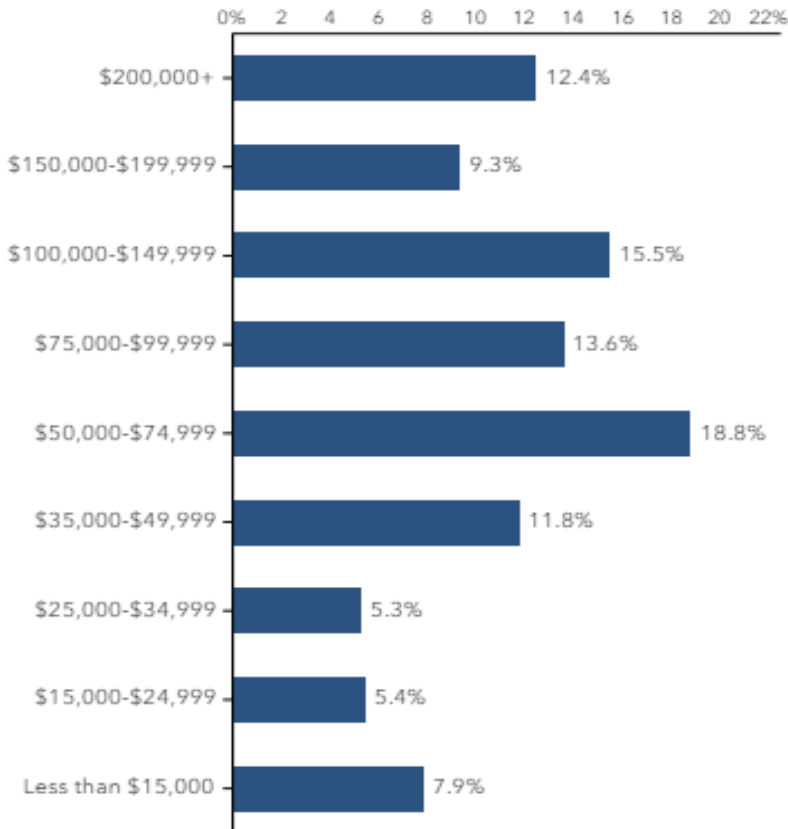
KEY FACTS



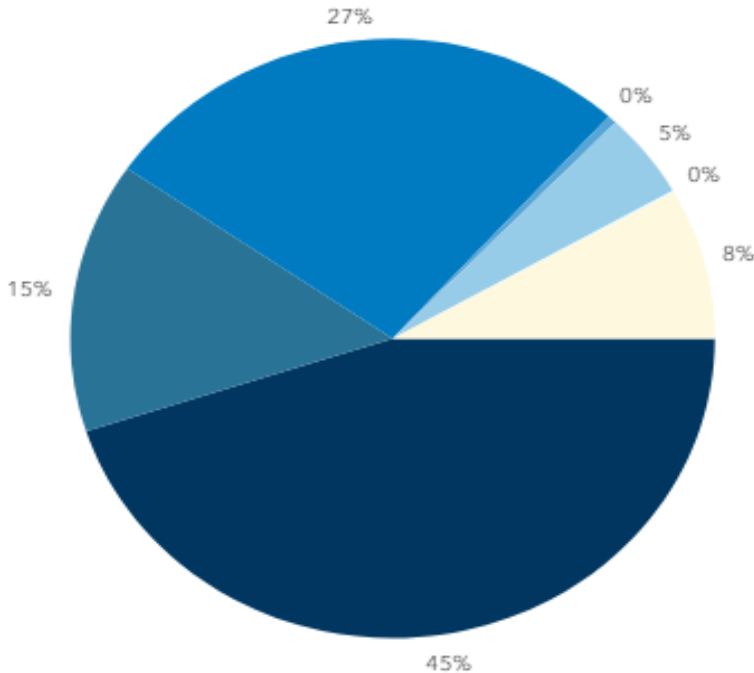
INCOME



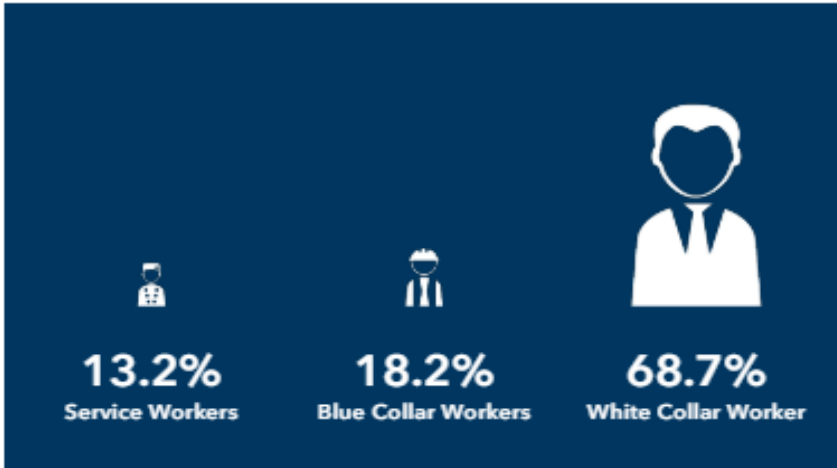
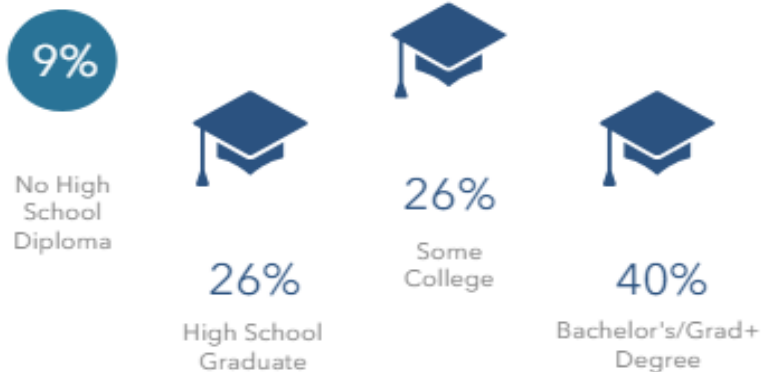
HOUSEHOLD INCOME



ETHNICITY/RACE



EDUCATION



This infographic contains data provided by Esri. The vintage of the data is 2024, 2029.