

FINANCIAL AND PROFESSIONAL SERVICES



Tampa Bay is Florida's preferred business destination with many of the nation's leading corporations in banking, finance and insurance calling this area home. Giants in this space like **Citi**, **DTCC**, **JPMorgan Chase** and **USAA** continue to widen their footprint and invest in growing their workforces in Tampa. Their confidence in this community continues to attract other growing financial and professional services companies to Tampa. In recent years, national and global financial leaders like **PGIM**, **Pitney Bowes** and **Mitsubishi UFJ Financial Group (MUFG)** have chosen Tampa for expanded operations.

TAMPA BAY'S MAJOR
FINANCIAL &
PROFESSIONAL
SERVICES EMPLOYERS:

**Baker
McKenzie.**

citi

DTCC

**JPMORGAN
CHASE & CO.**

 **PGIM**

pitney bowes 

pwc 


USAA[®]

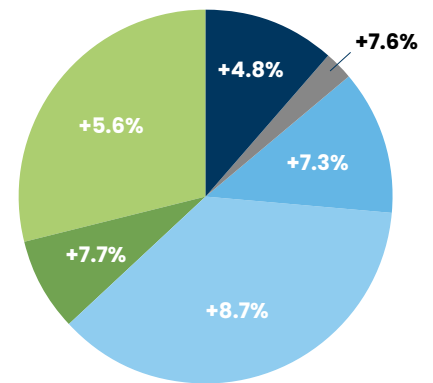
FINANCIAL AND PROFESSIONAL SERVICES

TALENT AND WORKFORCE GROWTH

Over the past five years, employment in the Financial and Professional Services industry grew by 16.5% to add nearly 49,000 workers into the market. A look ahead shows the industry is projected to grow by another 7% over the next five years with certain occupations – like those in Professional, Scientific and Technical Services – seeing double digit growth.

TAMPA MSA ESTABLISHMENTS

■ Credit Intermediation and Related Activities	1,823
■ Securities, Commodity Contracts, and Other Financial Investments and Related Activities.....	1,502
■ Insurance Carriers and Related Activities.....	2,657
■ Professional, Scientific, and Technical Services	18,155
■ Management of Companies and Enterprises	1,019
■ Administrative and Support Services	9,625
TOTAL ESTABLISHMENTS TAMPA MSA	34,781



5 Year Forecast Employment Growth Rate Tampa MSA

EMPLOYED BY INDUSTRY

AVERAGE WAGES BY INDUSTRY

Financial and Professional Services Sectors	Tampa MSA	Florida	Tampa Florida	
Credit Intermediation and Related Activities	39,372	180,618	\$102,263 \$101,503	
Securities, Commodity Contracts, and Other Financial Investments	9,295	62,142	\$200,614 \$227,838	
Insurance Carriers and Related Activities	42,278	206,071	\$97,391 \$95,227	
Professional, Scientific, and Technical Services	126,342	752,278	\$98,607 \$102,222	
Management of Companies and Enterprises	27,738	132,382	\$124,217 \$143,364	
Administrative and Support Services	99,503	716,839	\$52,255 \$53,676	
TOTAL EMPLOYED	344,529	2,050,330	AVERAGE WAGE \$96,210 \$90,722	

Source: Chmura JobsEQ Q3 2023, Total Establishments based on Covered Employment Data as of 2022, Five-year forecast represents Q3 2023 to Q3 2028

FINANCIAL AND PROFESSIONAL SERVICES




**#1 For Attracting
and Developing a
Skilled Workforce**

— Lightcast, 2023

TALENT AND WORKFORCE GROWTH

EMPLOYED BY OCCUPATION

AVERAGE WAGES BY OCCUPATION

Financial and Professional Services Occupations	Tampa MSA	Florida	Tampa Florida	
Computer and Information Systems Managers	4,292	26,661	\$167,000 \$164,100	
Financial Managers	7,271	42,462	\$167,200 \$165,400	
Human Resources Managers	1,560	10,029	\$144,200 \$134,700	
Compliance Officers	5,018	31,055	\$73,700 \$72,800	
Market Research Analysts and Marketing Specialists	9,317	59,854	\$76,100 \$83,800	
Miscellaneous Business Operations Specialists	9,700	65,003	\$77,300 \$74,700	
Accountants and Auditors	17,512	104,691	\$86,600 \$84,500	
Credit Analysts	827	4,260	\$93,100 \$88,700	
Financial Examiners	755	3,800	\$81,300 \$82,800	
Credit Counselors and Loan Officers	5,376	27,361	\$77,300 \$73,700	
Miscellaneous Financial Specialists	1,422	8,472	\$66,100 \$67,400	
Actuaries	412	1,814	\$132,900 \$132,600	
Software and Web Developers, Programmers, and Testers	19,196	117,655	\$112,100 \$112,600	
Securities, Commodities, and Financial Services Sales Agents	7,799	38,375	\$80,000 \$84,700	
Bookkeeping, Accounting, and Auditing Clerks	18,351	121,326	\$48,600 \$48,400	
Customer Service Representatives	39,801	245,540	\$41,500 \$41,300	

Source: Chmura JobsEQ Q3 2023

FINANCIAL AND PROFESSIONAL SERVICES

#1 Best State Business Environment
— WalletHub, 2023

TALENT AND WORKFORCE GROWTH

Not only is our workforce growing but our talent pipeline is getting stronger, too. Bachelor's degrees in key technology fields have seen double-digit growth in recent years.



FINANCIAL AND PROFESSIONAL RELATED DEGREES

Programs and Occupations	Degree Level	Tampa MSA	Florida
		2018–2022 5-Year Total	2018–2022 5-Year Total
Business, Management, Marketing, and Related Support Services	Associate's	1,498	12,418
	Bachelor's	18,526	125,525
	Master's	7,845	52,297
	TOTAL	27,869	190,240
Business/Commerce, General	Associate's	221	280
	Bachelor's	2,168	6,146
	Master's	174	2,834
	TOTAL	2,563	9,260
Entrepreneurial and Small Business Operations	Associate's	0	166
	Bachelor's	352	1,318
	Master's	356	728
	TOTAL	708	2,212
International Business	Associate's	4	31
	Bachelor's	932	5,380
	Master's	4	682
	TOTAL	940	6,093
Management Information Systems and Services	Associate's	5	155
	Bachelor's	946	3,698
	Master's	9	1,333
	TOTAL	960	5,186

Source: Chmura JobsEQ Q3 2023 / Data as of the 2021–2022 academic year end in the spring semester of the displayed year

(CONTINUED)

FINANCIAL AND PROFESSIONAL SERVICES

(CONTINUED)

FINANCIAL AND PROFESSIONAL RELATED DEGREES

Programs and Occupations	Degree Level	Tampa MSA	Florida
		2018-2022 5-Year Total	2018-2022 5-Year Total
Business Administration, Management and Operations	Associate's	945	7,908
	Bachelor's	5,709	47,758
	Master's	5,657	32,538
	TOTAL	12,311	88,204
Accounting and Related Services	Associate's	151	1,946
	Bachelor's	2,386	12,065
	Master's	818	5,407
	TOTAL	3,355	19,418
Finance and Financial Management Services	Associate's	4	30
	Bachelor's	2,746	17,841
	Master's	402	1,688
	TOTAL	3,152	19,559
Human Resources Management and Services	Associate's	0	130
	Bachelor's	319	1,666
	Master's	88	1,528
	TOTAL	407	3,324
Marketing	Associate's	9	274
	Bachelor's	2,699	14,804
	Master's	309	1,604
	TOTAL	3,017	16,682
Computer and Information Sciences and Support Services	Associate's	1,474	10,056
	Bachelor's	3,598	22,886
	Master's	1,573	7,724
	TOTAL	6,645	40,666
Computer Engineering	Associate's	0	106
	Bachelor's	272	3,638
	Master's	39	567
	TOTAL	311	4,311

FINANCIAL AND PROFESSIONAL SERVICES

#2 Best State for Business

— Chief Executive, 2023

TAMPA BAY'S TAX ADVANTAGES:

NO corporate income tax on limited partnerships
NO corporate income tax on subchapter S-corporations

NO corporate franchise tax on capital stock
NO state-level property tax assessed

NO personal income tax
NO sales tax on manufacturing machinery and equipment

NO sales and use tax on goods manufactured or produced in Florida for export outside the state
NO property tax on business inventories

NO property tax on goods-in-transit for up to 180 days
NO sales/use tax on co-generation of electricity

ECOSYSTEM HIGHLIGHTS:



The University of South Florida's Muma College of Business is home to unique centers of study to further prepare students for careers in the ever-evolving professional and financial services sector.

- Institute for Data Analytics and Visualization
- Fintech Center at the Kate Tiedemann School of Business
- Center for Marketing and Sales Innovation
- Merrill Lynch Wealth Management Center



The University of Tampa's Sykes College of Business MBA program has been ranked among the best by Bloomberg Businessweek and The Princeton Review. Specialized centers and institutes focused on key areas like leadership, entrepreneurship, cybersecurity, and business strategy contribute resources and expertise to enhance classroom curriculum.

"I'M EXCITED FOR THE OPPORTUNITY TO LEVERAGE OUR NEW GLOBAL SERVICES CENTER IN TAMPA AS THE HOME FOR OUR NEW GLOBAL FINANCIAL SERVICES CENTER OF EXCELLENCE. THIS IS AN IMPORTANT NEXT STEP IN OUR JOURNEY TO CREATE A WORLD CLASS FINANCIAL SERVICES ORGANIZATION. GROWING OUR FOOTPRINT IN TAMPA HELPS SET US UP FOR LONG-TERM SUCCESS IN A COMPETITIVE FINANCIAL SERVICES MARKETPLACE."

— Christopher Johnson, Senior Vice President Global Financial Services, Pitney Bowes

