

SINGLE FAMILY HOMES

	Q1 2023	Q1 2024	% Chg
Average Home Prices	\$403,330	\$421,164	4.4%
Total Home Sales	3,781	3,318	-12.2%
Total Building Permits	1,020	1,249	22.5%

Source: GTAR and U.S. Census

APARTMENT RENTAL RATES

	Q1 2023	Q1 2024	% Chg
January	\$1,578	\$1,558	-1.3%
February	\$1,576	\$1,559	-1.1%
March	\$1,590	\$1,563	-1.7%

Source: Apartment List

Compared to the previous year:

- Average single-family home prices are up 4% from Q1 last year as consumers opt to rent.
- Sales of existing homes dropped -12% as higher interest rates climb.
- Building permits saw a huge increase of 22% from the same quarter last year.
- Apartment rents see slight decrease from an average of \$1,580 in Q1 2023 to averaging \$1,560 this quarter. Another reason renters avoid lofty home prices and mortgage rates.

Tampa Among Top 20 Competitive Rental Markets

Hottest Housing Markets in 2024

Zillow predicts Tampa Bay will be one of the hottest housing markets in 2024. Tampa among the top 10 major markets.

Zillow's predictions for the **hottest housing markets of 2024**



Source: Zillow 2024

Image: Zillow Group



U.S. Housing Update

Monthly & Year-to-Date Report from U.S. Census Bureau & HUD

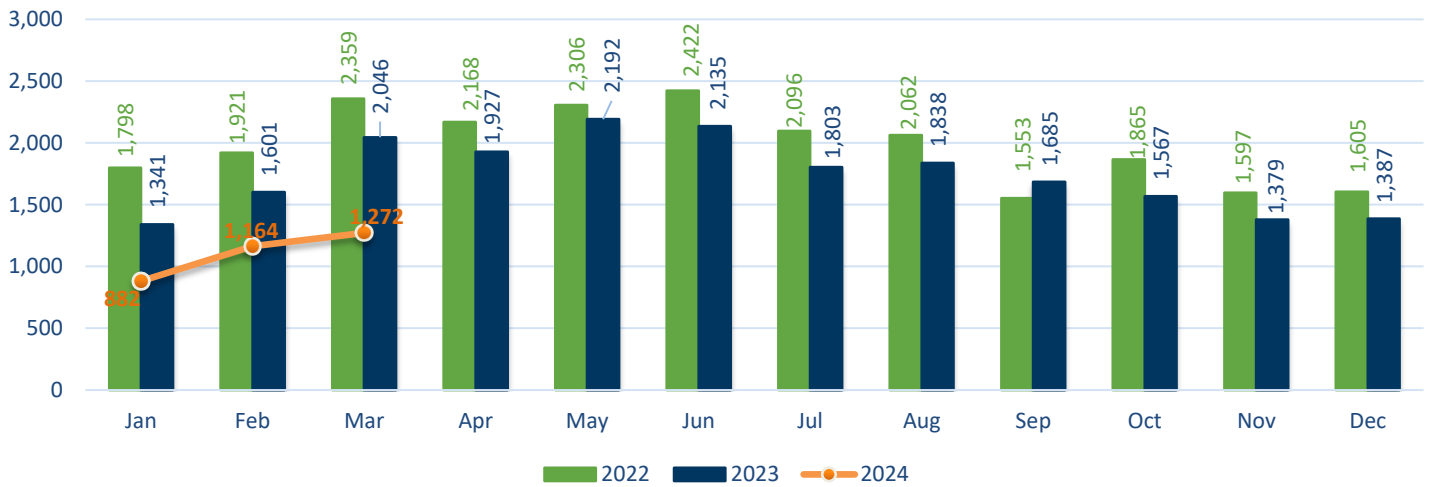
U.S. Housing Update Storymap

For a more indepth look at your community, click on the link in the source to see the most current monthly housing stats by metropolitan area.

Compliments of the Esri Urban and Community Planning Team.

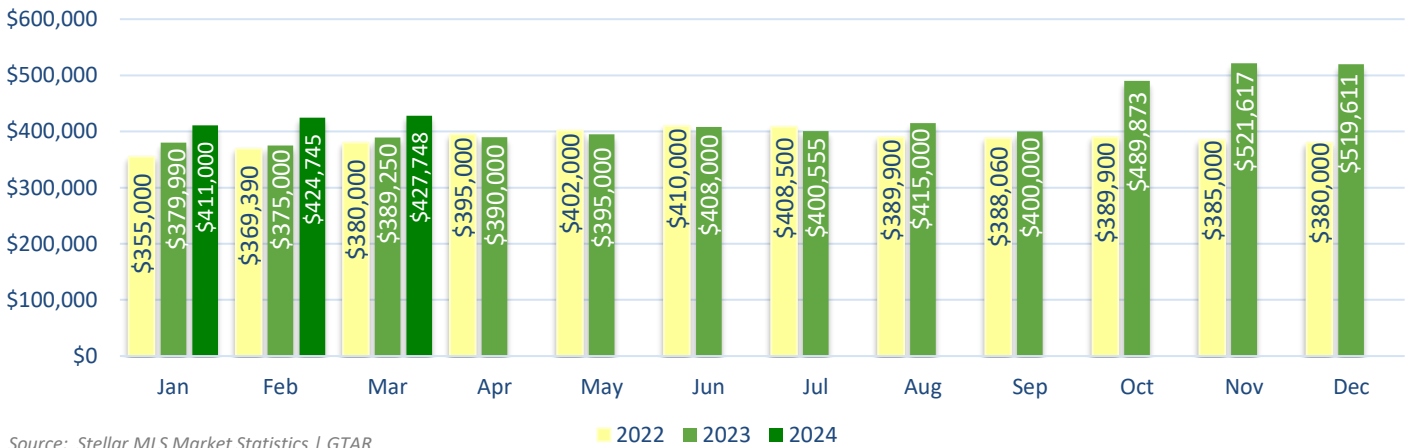
Source: Monthly and Year-to-Date Housing Report from U.S. Census Bureau & HUD

Hillsborough County Single Family Home Sales 2022 to 2024



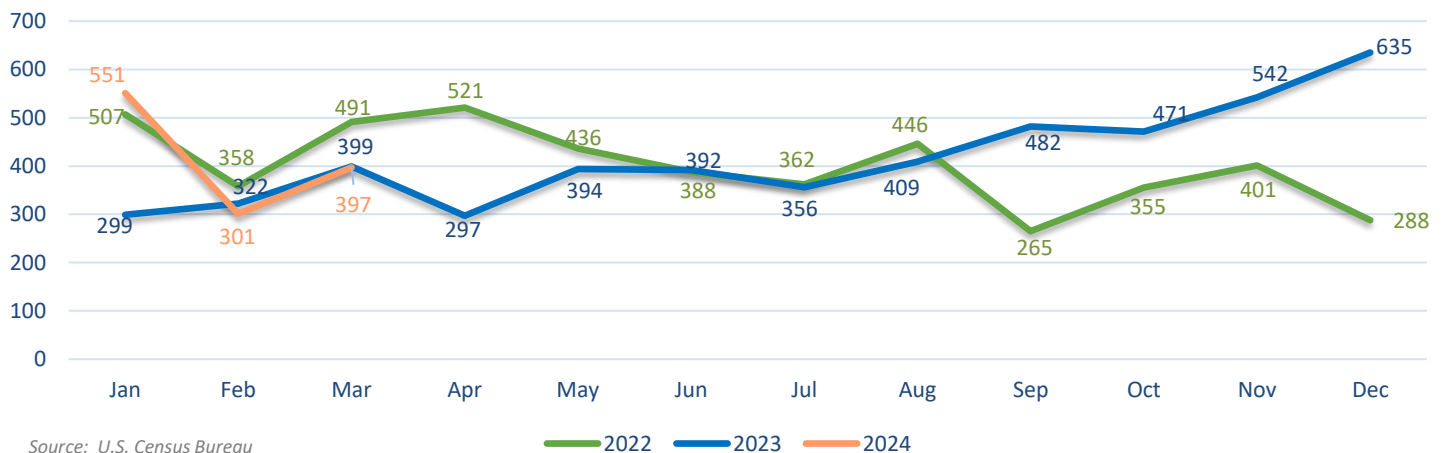
Source: Stellar MLS Market Statistics | GTAR

Hillsborough County Median Home Prices 2022 to 2024



Source: Stellar MLS Market Statistics | GTAR

Hillsborough County Single Family Building Permits 2022 to 2024



Source: U.S. Census Bureau