

SINGLE FAMILY HOMES

| | Q2 2023 | Q2 2024 | % Chg |
|------------------------|-----------|-----------|-------|
| Average Home Prices | \$535,102 | \$561,683 | 5.0% |
| Total Home Sales | 4,721 | 4,460 | -5.5% |
| Total Building Permits | 1,083 | 1,388 | 28.2% |

Source: GTAR and U.S. Census

APARTMENT RENTAL RATES

| | Q2 2023 | Q2 2024 | % Chg |
|-------|---------|---------|-------|
| April | \$1,593 | \$1,565 | -1.8% |
| May | \$1,597 | \$1,567 | -1.9% |
| June | \$1,598 | \$1,572 | -1.6% |

Source: Apartment List

Compared to the previous year:

- Average single-family home prices are up 5% from Q2 last year as consumers continue to rent.
- Sales of existing homes dropped -6% as higher interest rates climb.
- Building permits saw a huge peak in May at 570 from 394 last year at the same time.
- Apartment rents see slight decrease from an average of \$1,596 in Q 2023 to averaging \$1,568 this quarter. Another reason renters avoid lofty home prices and mortgage rates.

Tampa Among Top 20 Competitive Rental Markets

Hottest Housing Markets in 2024

Zillow predicts Tampa Bay will be one of the hottest housing markets in 2024. Tampa among the top 10 major markets.

Zillow's predictions for the **hottest housing markets of 2024**



1. Buffalo, NY
2. Cincinnati, OH
3. Columbus, OH
4. Indianapolis, IN
5. Providence, RI
6. Atlanta, GA
7. Charlotte, NC
8. Cleveland, OH
9. Orlando, FL
10. Tampa, FL

Source: Zillow 2024



Image: Zillow Group



U.S. Housing Update

Monthly & Year-to-Date Report from U.S. Census Bureau & HUD

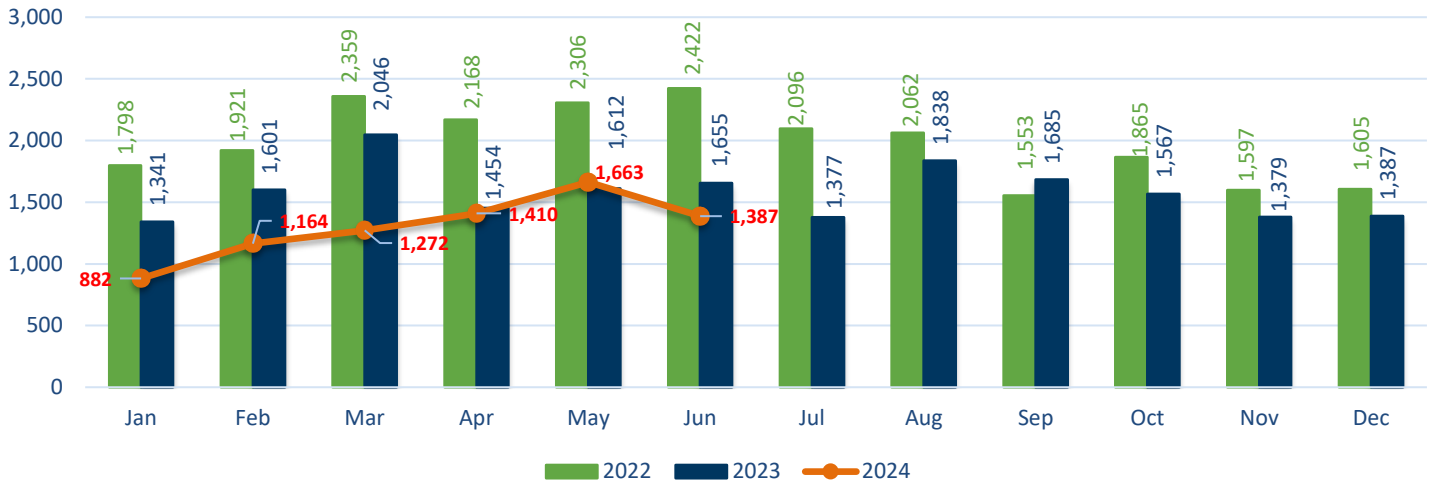
U.S. Housing Update Storymap

For a more indepth look at your community, click on the link in the source to see the most current monthly housing stats by metropolitan area.

Compliments of the Esri Urban and Community Planning Team.

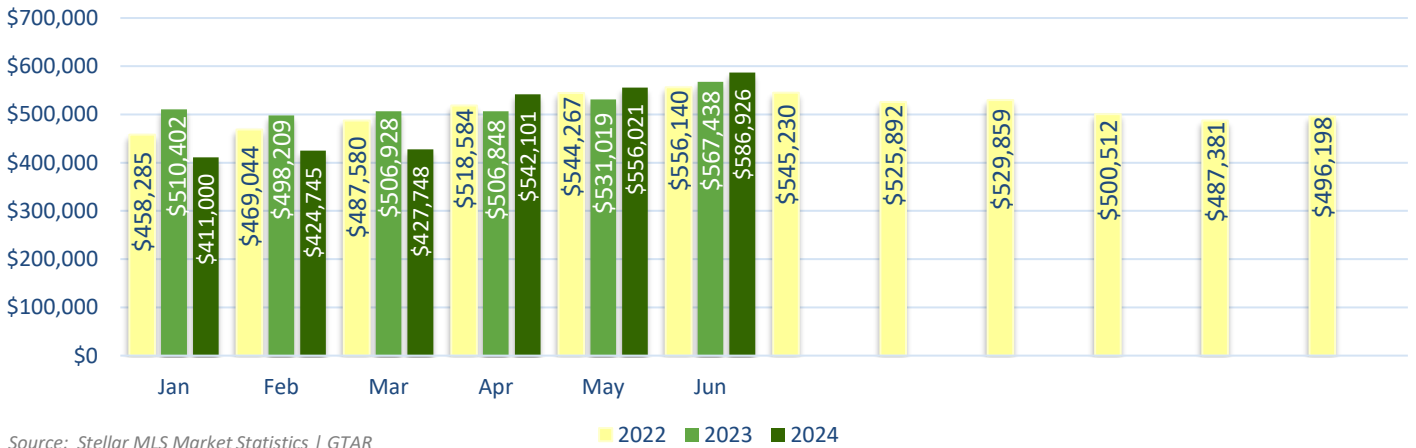
Source: Monthly and Year-to-Date Housing Report from U.S. Census Bureau & HUD

Hillsborough County Single Family Home Sales 2022 to 2024



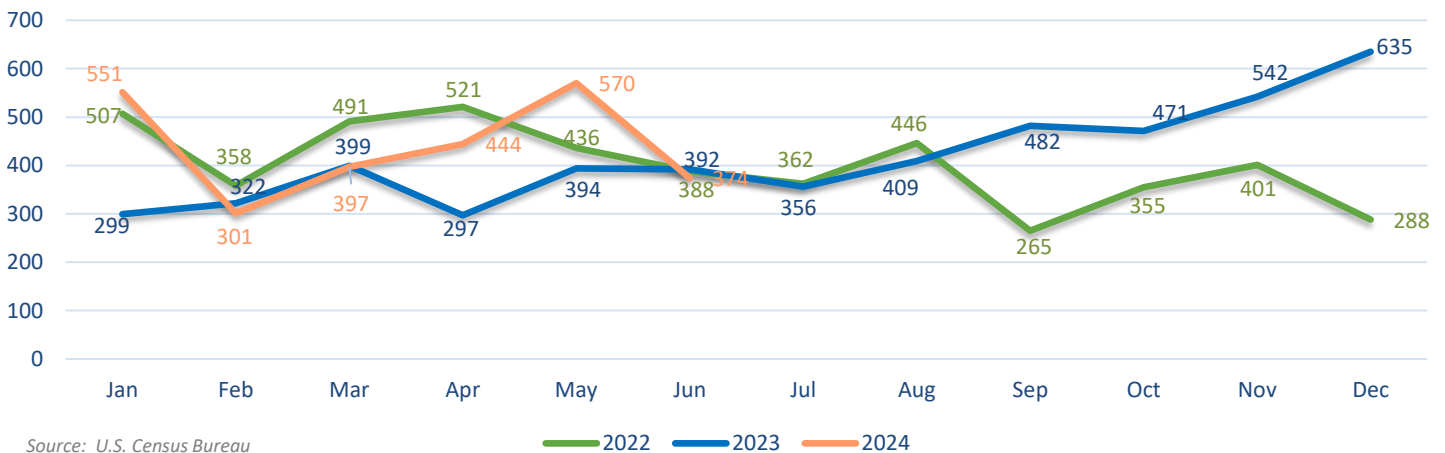
Source: Stellar MLS Market Statistics | GTAR

Hillsborough County Average Home Prices 2022 to 2024



Source: Stellar MLS Market Statistics | GTAR

Hillsborough County Single Family Building Permits 2022 to 2024



Source: U.S. Census Bureau