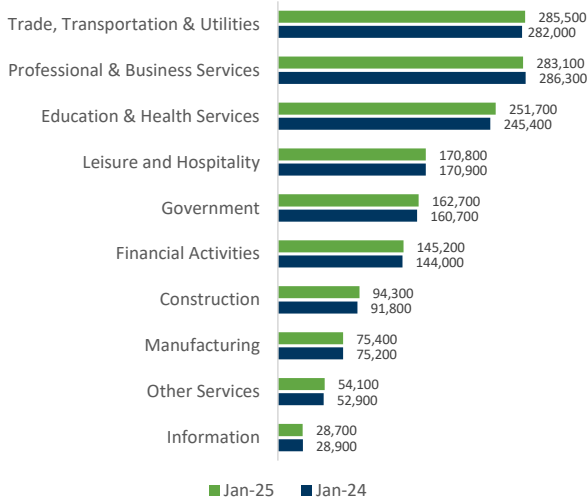
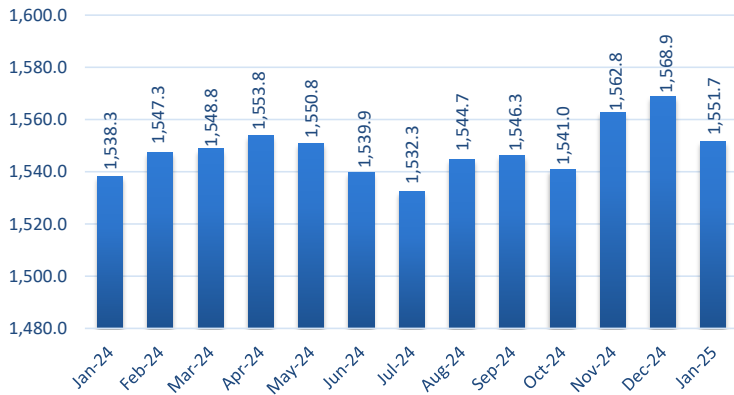


Tampa's total nonfarm payroll employment saw over-the year new job gains of 13,400 for an increase of 0.9% since January 2024. Florida metros with the largest gains were Miami-Miami Beach-Kendall (+26,200 jobs, +2.0%) and Orlando (+32,100 jobs, +2.2%). Industries gaining the most jobs in the Tampa MSA over last year include education and health services (+6,300), trade, transportation, and utilities (+3,500), and construction (+2,500). Professional and business services, trade, transportation, and utilities, and education and health services currently account for 53% of the industry share. In the past five years, employment in all Florida regions grew faster than the nation.

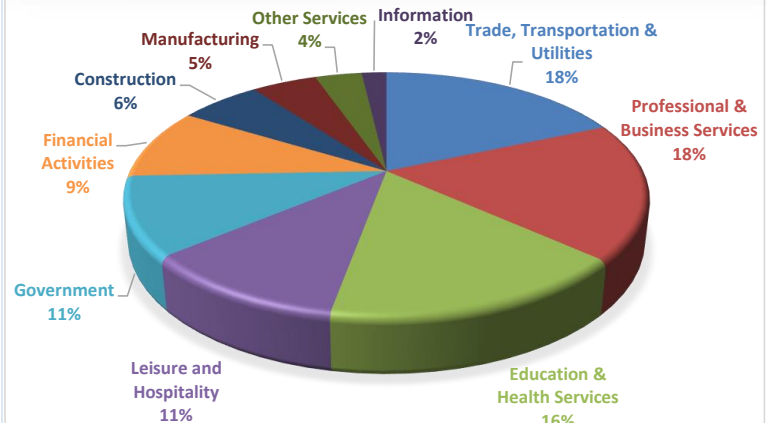
TAMPA MSA INDUSTRY EMPLOYMENT YOY



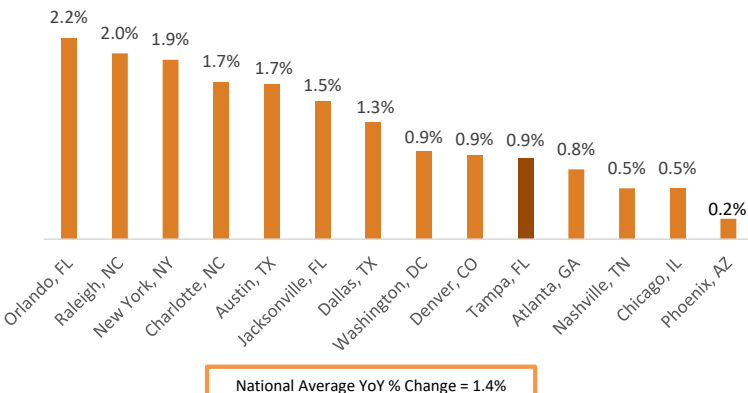
Monthly Total Nonfarm Employment Trend (000)



JANUARY 2025 INDUSTRY SHARE



Total Nonfarm Employment % Change by Metro Between January 2024 and January 2025



5-Year Annual Nonfarm Employment Growth By Region

Between 2020 and 2024 nonfarm employment in all Florida regions grew faster than the nation

Annual Nonfarm Employment Not Seasonally Adjusted

Year	National	Florida	Tampa MSA	Hillsborough County
2020	142,186,000	8,535,400	1,345,600	683,615
2021	146,285,000	8,929,300	1,406,800	713,110
2022	152,520,000	9,438,300	1,483,700	749,607
2023	155,868,000	9,764,400	1,529,800	779,776
2024	157,959,000	9,934,900	1,547,900	790,300
5-Year Growth	11.1%	16.4%	15.0%	15.6%

Source: U.S. Bureau of Labor Statistics

Hillsborough County based on September 2024 prelim average