

**SINGLE FAMILY HOMES**

	Q3 2024	Q3 2025	% Chg
Average Home Prices	\$545,100	\$543,500	-0.3%
Total Home Sales	3,977	3,862	-2.9%
Total Building Permits	864	1,265	46.4%

Source: GTAR and U.S. Census

Q3 2025 total building permits based on ytd avg due to gov. shutdown

**APARTMENT RENTAL RATES**

	Q3 2024	Q3 2025	% Chg
July	\$1,574	\$1,562	-0.8%
August	\$1,572	\$1,556	-1.0%
September	\$1,557	\$1,549	-0.5%

Source: Apartment List

**Compared to the previous year:**

- Average single-family home prices were down - 0.3% from Q3 2024 as the number of total home sales declined -3%.
- Building permits increased 46% from 864 permits in Q3 2024 to 1,265 this quarter.
- Apartment rents for each month in the third quarter continue to show a slight drop in prices from an average of \$1,568 in Q3 2024 to \$1,566 this quarter.

**Zillow Q3 2025 Housing Market Snapshot**

**Zillow Home values**

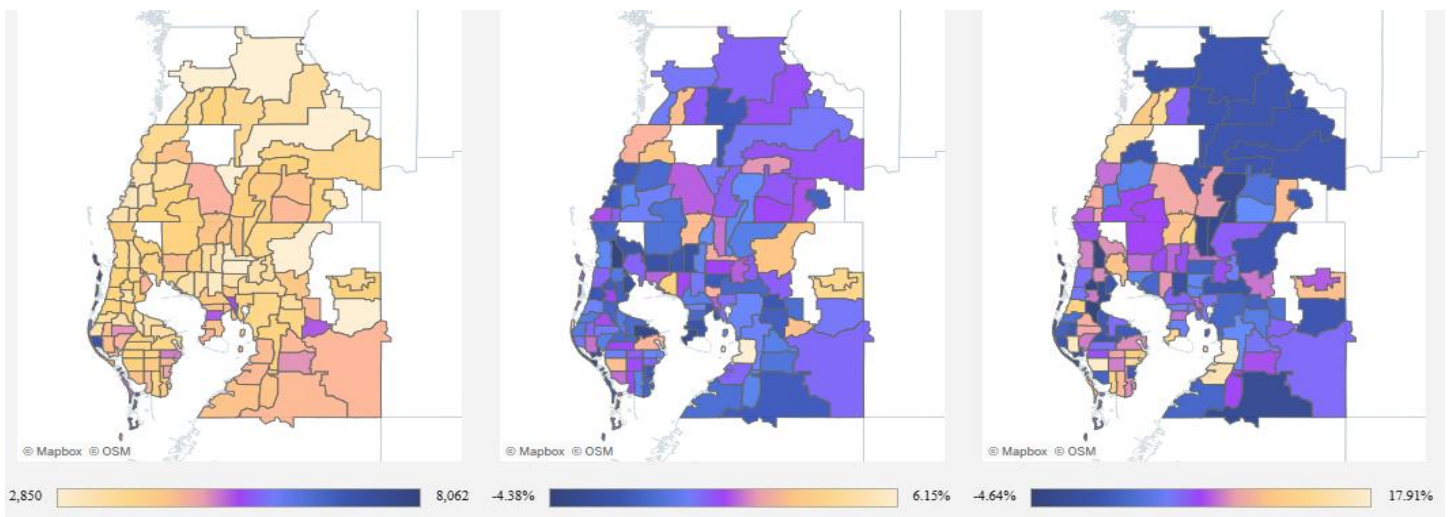
- Tampa's typical home value index is \$357,800.
- Median listing home prices in Tampa for September was \$374,500., down 6% from last year.
- Percent of homes sold above listing price in the Tampa metro was 12% in August - down from 14% a year ago.
- August saw over 3,600 home sales in the Tampa metro area.
- In September, Tampa had over 4,500 new listings compared to competitive markets Orlando, FL (3,114), Charlotte, NC (3,091), Austin, TX (2,273), Nashville, TN (2,373) and Jacksonville, FL (2,048).
- Home values are down from a year-ago with some of the largest drops in **Tampa (-6.4%)**, Austin, TX (-6.0%), Miami, FL (-5.0%), Orlando, FL (-4.7%), Dallas, TX (-4.1%) and Phoenix, AZ (-3.5%).

Source: Zillow 2025

Zillow Home Value Index

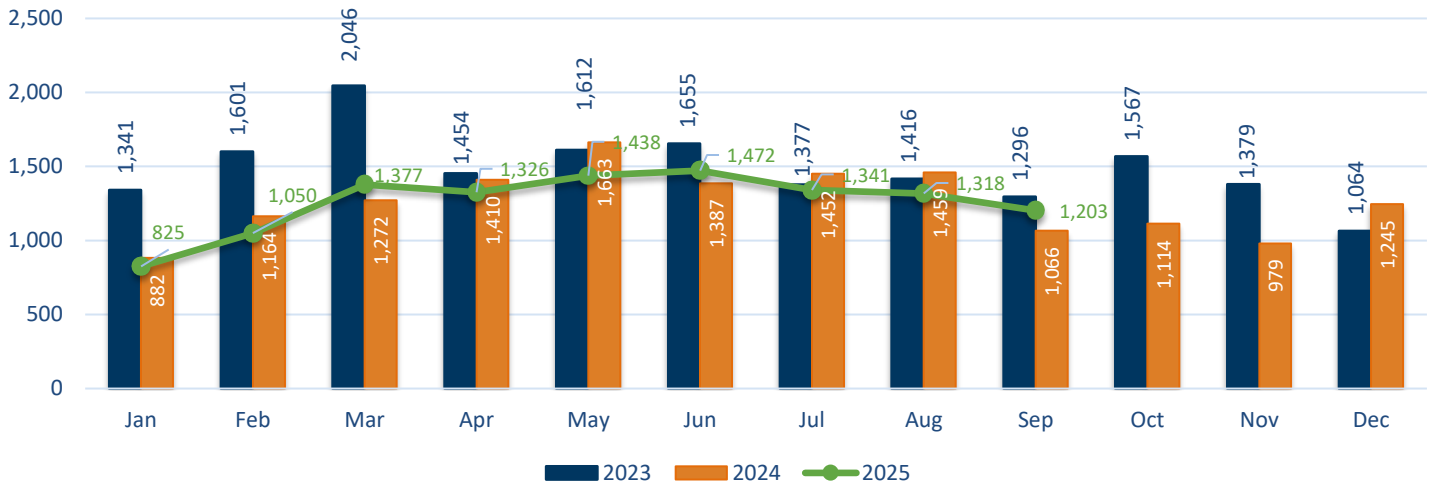
Month-over-Month

Year-over-Year



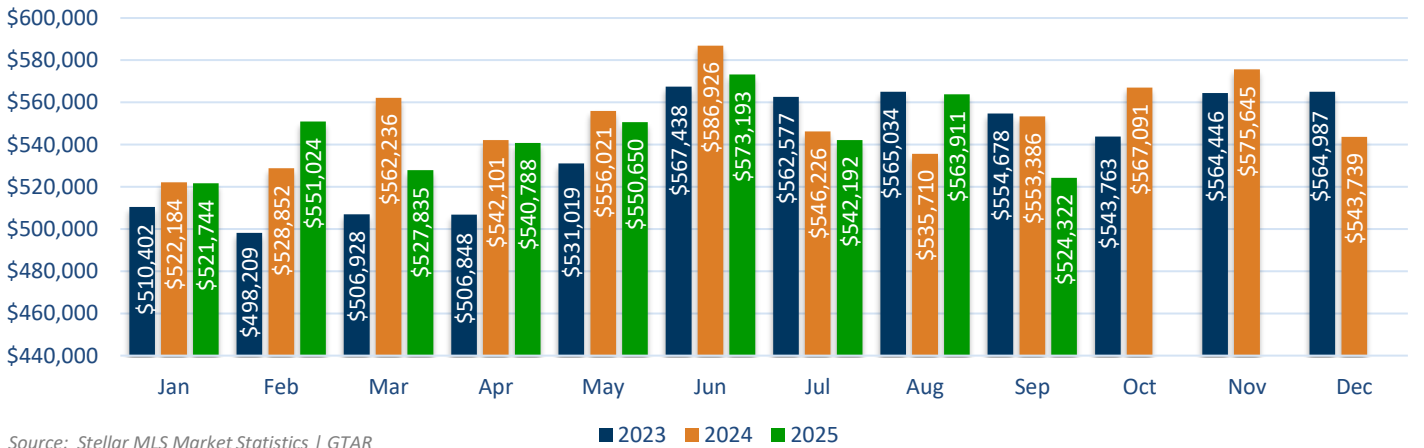
Source: Zillow - Tampa Home Value Index by Zip Code

### Hillsborough County Single Family Home Sales 2023 to 2025



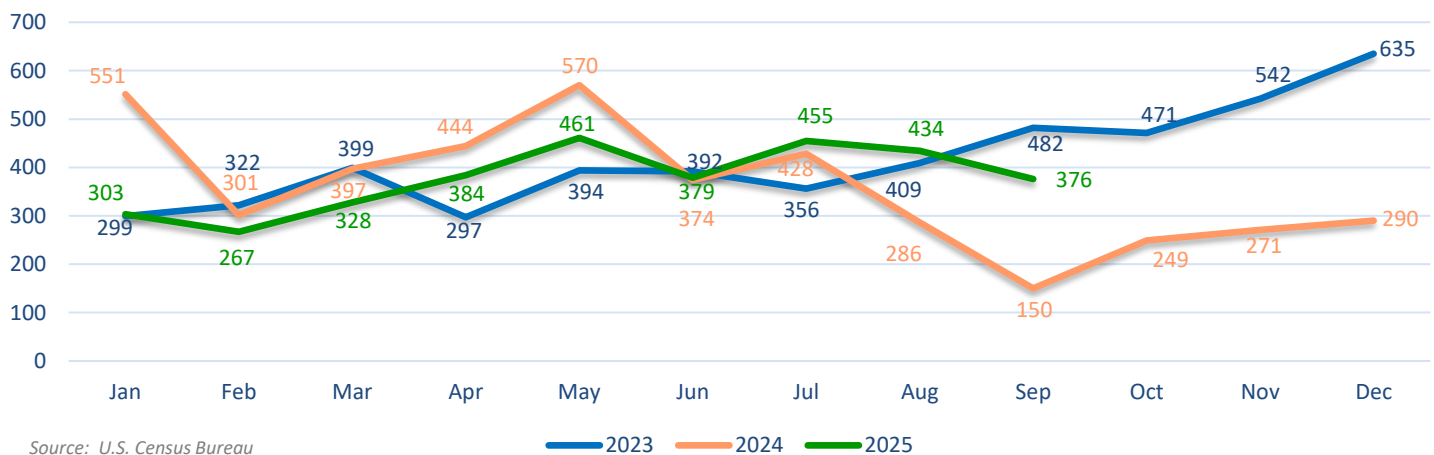
Source: Stellar MLS Market Statistics | GTAR

### Hillsborough County Average Home Prices 2023 to 2025



Source: Stellar MLS Market Statistics | GTAR

### Hillsborough County Single Family Building Permits 2023 to 2025



Source: U.S. Census Bureau